

TECHSPEC® Dovetail Accessory Mount for #47-274



TECHSPEC Mounted and Unmounted Anamorphic Prism Pairs

Stock **#56-868** **4 In Stock**

⊖ 1 ⊕ **S\$313⁰⁰**

ADD TO CART

Volume Pricing	
Qty 1-5	S\$313.60 each
Qty 6-25	S\$250.60 each
Qty 26-49	S\$235.20 each
Need More?	Request Quote

Product Downloads

Optical Properties

3.00 **Power (fringes) @ 632.8nm:**
1.00 **Irregularity (fringes) @ 632.8nm:**

Regulatory Compliance


Certificate of Conformance:

Product Details

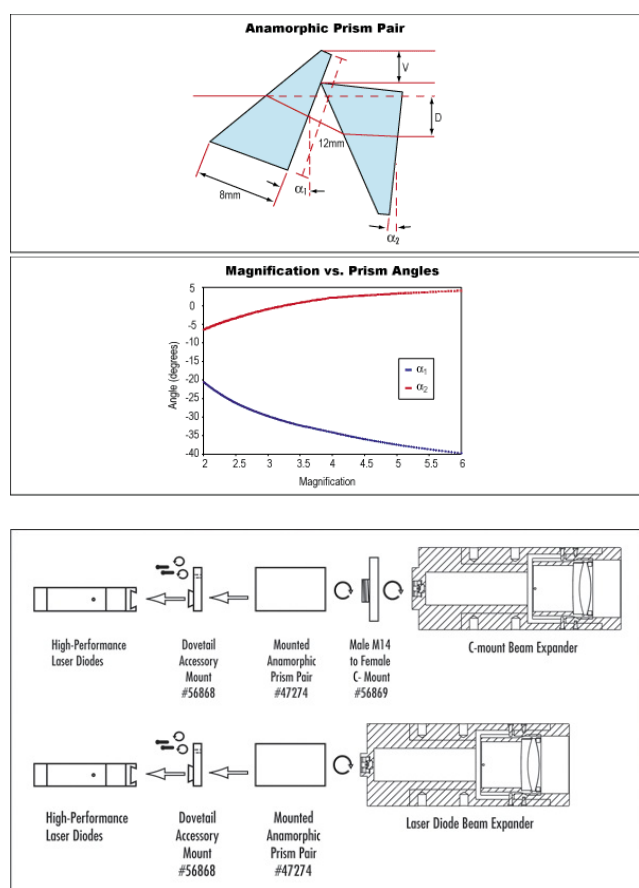
- Converts Elliptical Beam to Circular
- Anti-Reflection Coated for Common Diode Wavelengths
- Mounted and Unmounted Versions Available

An anamorphic prism pair is used to expand a laser beam in one dimension. This makes it ideal for converting the elliptical beam shape of laser diodes into a nearly circular one. Mounting our unmounted anamorphic prism pair in the proper orientation will provide magnification ratios from 2:1 - 6:1. Designed at 650nm and broadband anti-reflection (BBAR) coated for 600 - 1050nm, it provides excellent performance at both 635nm and 670nm.

The center of the output beam is displaced 5.9mm from center of the input beam in our mounted anamorphic prism pair. The Dovetail Accessory Mount allows it to rotate with respect to the laser, simplifying bench-top mounting. The C-Accessory Mount allows our full line of [C-Mount components](#) to be used in conjunction with the mounted anamorphic prism pair.

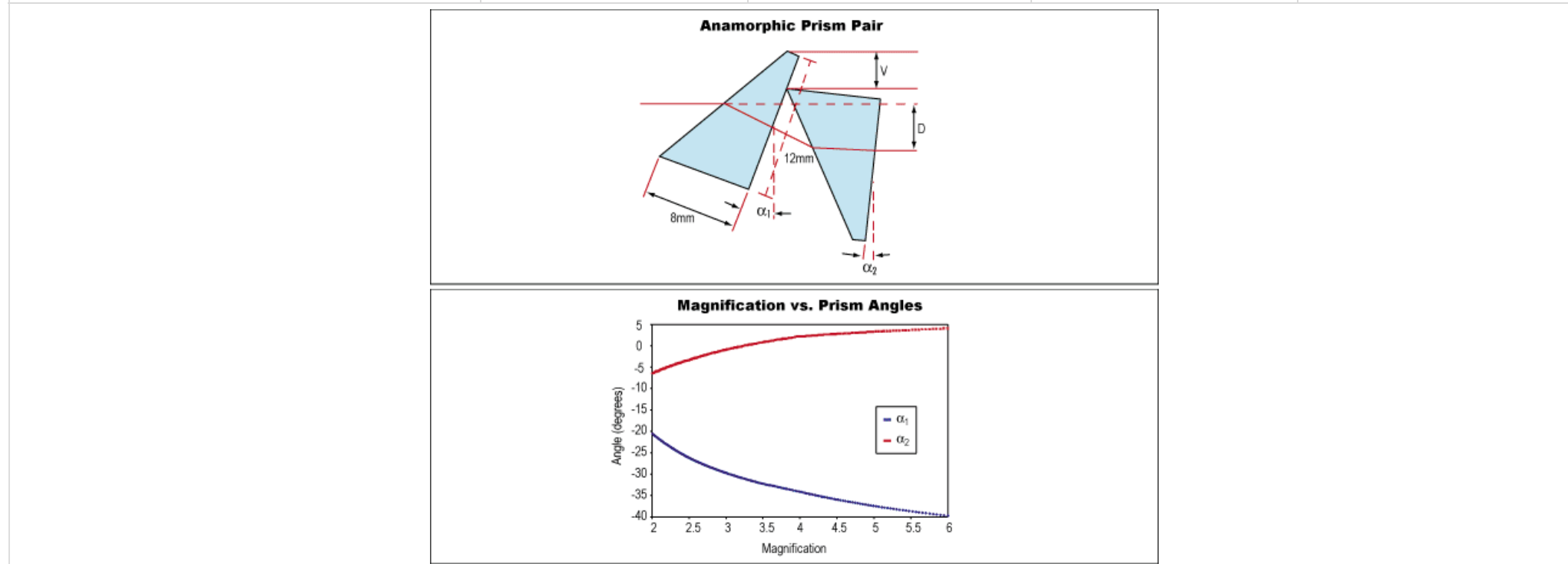


Technical Information



Typical Values

Magnification	α_1	α_2	Vertical Separation (V)	Beam Displacement (D)
2X	-20.6°	-6.5°	1.75mm	4.50mm
3X	-29.7°	-0.9°	2.56mm	5.45mm
4X	-34.1°	2.1°	3.01mm	5.74mm
5X	-37.4°	3.2°	3.33mm	6.15mm
6X	-39.7°	4.0°	3.51mm	6.42mm



Beam Expander Mounting Configurations.

Click on an item below to be brought to that item's product page.

