

[See all 65 Products in Family](#)

TECHSPEC® 4.5mm f/8.0 Sealed Cw Series Fixed Focal Length Lens



4.5mm Focal Length



Stock #15-617 **20+ In Stock**

⊖ 1 ⊕ **\$\$485⁰⁰**

ADD TO CART

Volume Pricing	
Qty 1+	\$\$485.00 each
Need More?	Request Quote

Product Downloads

General

Cw Series **Product Family:**

C-Mount compatible with O-ring 25mm ID x 2mm **Note:**

Fixed Focal Length Lens **Type:**

Physical & Mechanical Properties

Fixed	Iris Option:
40.82	Length (mm):
54.00	Maximum Diameter (mm):
54	Outer Diameter (mm):
3.3	Maximum Rear Protrusion (mm):

Optical Properties

Field of View at Max Sensor Format:	
Horizontal: 84.7°	
Vertical: 66.1°	
Diagonal: 100.0°	
84.7°	Horizontal Field of View, 1/1.8" Sensor:
76.8°	Horizontal Field of View, 1/2" Sensor:
70.1°	Horizontal Field of View, 1/2.5" Sensor:
59.34°	Horizontal Field of View, 1/3" Sensor:
9.00	Maximum Image Circle (mm):
0.0070	Numerical Aperture NA, Object Side:
9 (8)	Number of Elements (Groups):
4.50	Focal Length FL (mm):
75 - ∞	Working Distance (mm):
f/8	Aperture (f/#):
425 - 675nm BBAR	Coating Specification:
27.308	Entrance Pupil Position (mm):
-31.12	Object Space Principal Plane (mm):
35.70	Image Space Principal Plane (mm):
15.959	Maximum Distortion (%):
-9.272	Exit Pupil Position (mm):
VIS	Lens Wavelength Range:

Sensor

1/1.8"	Maximum Sensor Format:
2.74	Pixel Size (µm):

Threading & Mounting

M49 x0.75 (Female)	Filter Thread:
C-Mount	Mount:

Environmental & Durability Factors

IPX7	Environmental Rating:
Waterproof (IPX7)	Type of Ruggedization:

Regulatory Compliance

View	Certificate of Conformance:
----------------------	-----------------------------

Product Details

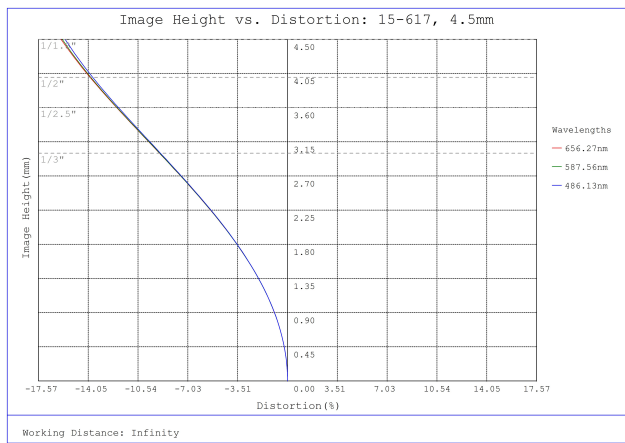
- Up to 2/3", C-Mount Lens
- Waterproof (Cw) Versions of C Series Fixed Focal Length Lenses
- Meets IEC Ingress Protection Ratings of IPX7 and IPX9K
- Designed to Eliminate the Need for a Protective Lens Cover

TECHSPEC® Cw Series Fixed Focal Length Lenses are waterproof versions of our [TECHSPEC® C Series Fixed Focal Length Lenses](#). Designed to meet IEC Ingress Protection Codes IPX7 and IPX9K, these lenses withstand exposure to water up to 1 meter depth for 30 minutes and operate in close-range high pressure, high temperature water spray downs with the exception of all 3.5 and 4.5mm options which are IPX7. These lenses include a hydrophobic coated window to prevent water droplets from settling on the lens' surface. To prevent moisture from entering the housing, the lenses are sealed with multiple O-rings. TECHSPEC® Cw Series Fixed Focal Length Lenses are designed for up to 7.5 MegaPixel, 2/3" sensors and are ideal for applications including food, pharma, automotive, and security. These lenses won the Bronze-Level 2021 Vision Systems Design Innovators Award.

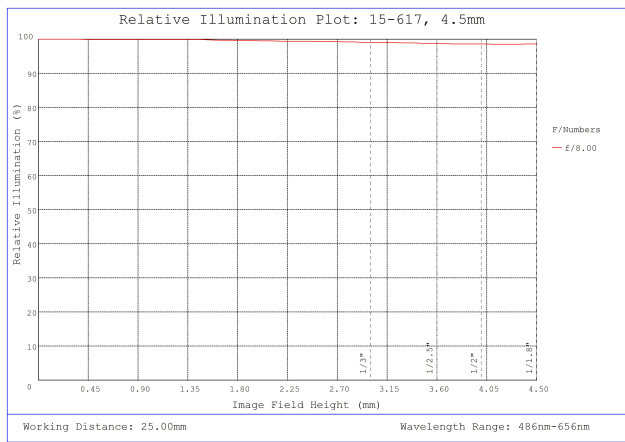
Edmund Optics has created a family of high performance optical designs (the C Series family) and developed 6 customized optomechanical solutions targeted for specific applications. These lens sub-families utilize the same optics as the C Series lenses providing the same optical performance in a variety of optomechanical solutions to meet your application requirements:

- **C Series:** Features locking cam focus and iris adjustment and is the most adjustable version of these optical designs; they are the typical high quality machine vision lenses. Also available with a [VIS-NIR Broadband Anti-Reflection \(BBAR\) Coating](#).
- **Ci Series:** Simplified mechanics featuring fixed apertures with compact housing. [Industrial Ruggedization](#) for reduced size, cost, and locked focus.
- **Cr Series:** All optics glued in place and a locking C-clamp focus ring. [Stabilized Ruggedization](#) for reduced pixel shift and improved focus stability.
- **Cx Series:** Modular, flexible mechanics allows lenses to be taken apart for easy integration of accessories such as liquid lenses, apertures, and more.
- **Liquid Lens Cx Series:** Designed with an integrated liquid lens for quick autofocus.
- **Cw Series:** Waterproof, designed to meet IEC [Ingress Protection Code IPX7 and IPX9K](#).

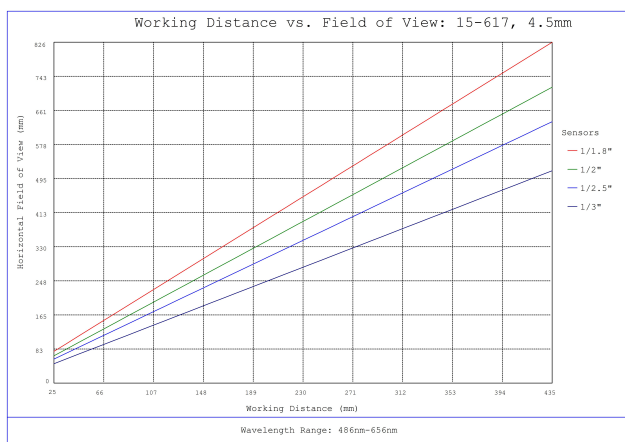
Technical Information



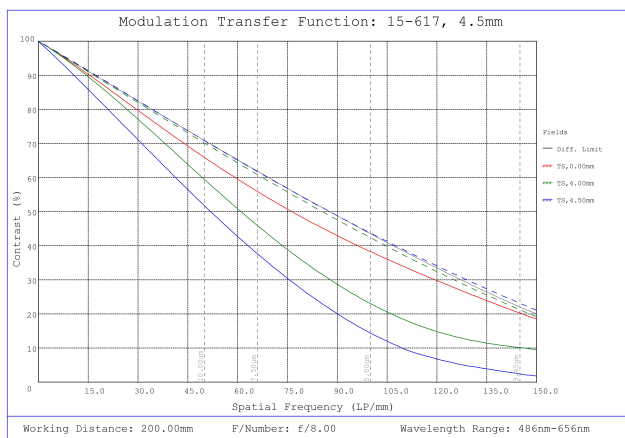
#15-617, 4.5mm f/8.0 Sealed Cw Series Fixed Focal Length Lens, Distortion Plot



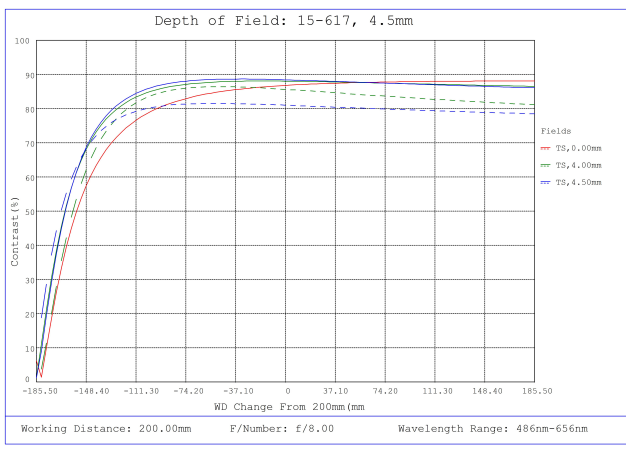
#15-617, 4.5mm f/8.0 Sealed Cw Series Fixed Focal Length Lens, Relative Illumination Plot



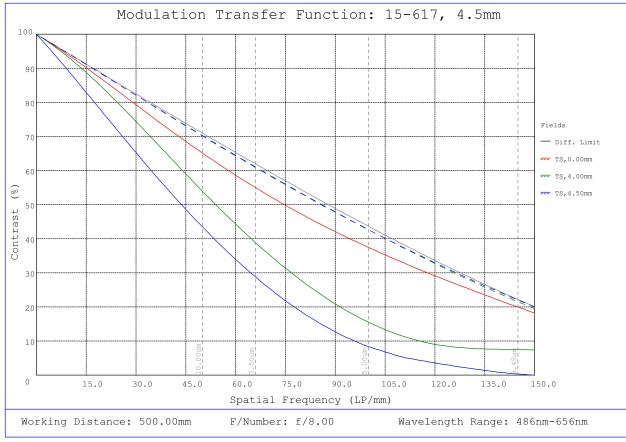
#15-617, 4.5mm f/8.0 Sealed Cw Series Fixed Focal Length Lens, Working Distance versus Field of View Plot



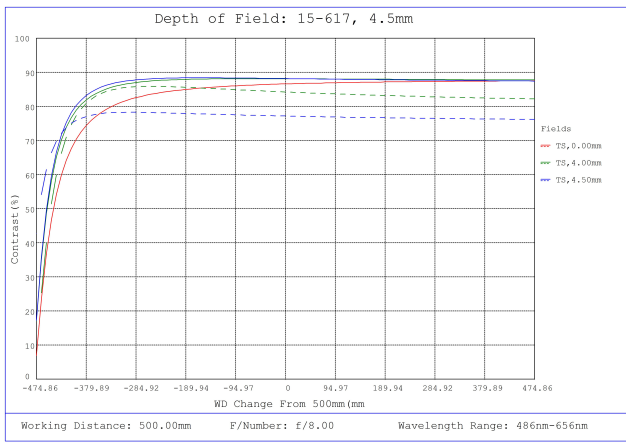
#15-617, 4.5mm f/8.0 Sealed Cw Series Fixed Focal Length Lens, Modulated Transfer Function (MTF) Plot, 200mm Working Distance, f8



#15-617, 4.5mm f/8.0 Sealed Cw Series Fixed Focal Length Lens, Depth of Field Plot, 200mm Working Distance, f8



#15-617, 4.5mm f/8.0 Sealed Cw Series Fixed Focal Length Lens, Modulated Transfer Function (MTF) Plot, 500mm Working Distance, f8



#15-617, 4.5mm f/8.0 Sealed Cw Series Fixed Focal Length Lens, Depth of Field Plot, 500mm Working Distance, f8