See all 259 Products in Family

TECHSPEC® 50mm Sq., 5mm Thick, Uncoated λ/10 Fused Silica Window



Stock **#23-138** **17 In Stock**

- 1 + **S$392.00**

ADD TO CART

Volume Pricing	
Qty 1-5	**S$392.00** each
Qty 6-25	**S$312.20** each
Qty 26-49	**S$292.60** each
Need More?	Request Quote

Product Downloads

General

Type:
Protective Window

Type of Window:
Glass

Physical & Mechanical Properties

Clear Aperture CA (mm):
45.00 x 45.00

Dimensions (mm):	50.00 x 50.00 +0.00/-0.20
Thickness (mm):	5.00 ±0.10
Length (mm):	50.00
Width (mm):	50.00
Bevel:	Protective as needed
Clear Aperture (%):	90
Edges:	Fine Ground
Parallelism (arcsec):	<5
Poisson's Ratio:	0.16
Young's Modulus (GPa):	73
Knoop Hardness (kg/mm^2):	522.00

Optical Properties

Coating:	Uncoated
Substrate:	Fused Silica (Corning 7980)
Index of Refraction (n_d):	1.458
Surface Quality:	20-10
Transmitted Wavefront, P-V:	λ/10 (per 25mm Dia.)
Abbe Number (v_d):	67.8
Wavelength Range (nm):	200 - 2200

Material Properties

Density (g/cm^3):	2.20
Coefficient of Thermal Expansion CTE (10^{-6}/°C):	0.52 (+5 to +35°C) 0.57 (0 to +200°C) 0.48 (-100 to +200°C)
Fused Silica Grade:	7980 0G

Regulatory Compliance

Certificate of Conformance:	View

Need different specs or modifications?

Edmund Optics offers comprehensive custom manufacturing services for optical and imaging components tailored to your specific application requirements. Whether in the prototyping phase or preparing for full-scale production, we provide flexible solutions to meet your needs. Our experienced engineers are here to assist—from concept to completion.

Our capabilities include:

- Custom dimensions, materials, coatings, and more
- High-precision surface quality and flatness
- Tight tolerances and complex geometries
- Scalable production—from prototype to volume

Learn more about our custom manufacturing capabilities or submit an inquiry here.

Product Details

- UV, Visible, and NIR Anti-Reflection Coated Versions Available
- λ/10 Transmitted Wavefront Distortion
- Circular and Square Sizes from 2mm to 150mm
- 1λ or λ/4 UV Fused Silica Windows Also Available

TECHSPEC® λ/10 UV Fused Silica Windows feature laser-grade surface quality and parallelism. In addition, these windows will limit the transmitted wavefront distortion to λ/10. The superior transmission characteristics, excellent thermal properties, and high tolerance manufacturing specifications make these windows an excellent choice for more demanding applications. TECHSPEC λ/10 UV Fused Silica Windows are available for purchase in circular and square sizes ranging from 2mm to 150mm.. These windows are offered uncoated or with anti-reflection coatings optimized for the UV or visible spectrum.

Technical Information

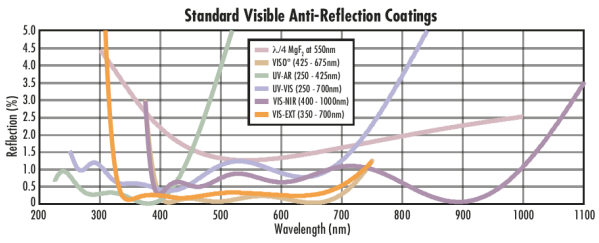

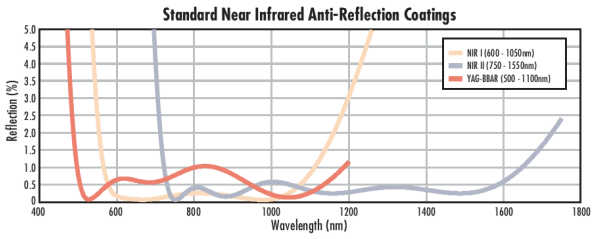

FUSED SILICA

Uncoated Fused Silica Typical Transmission

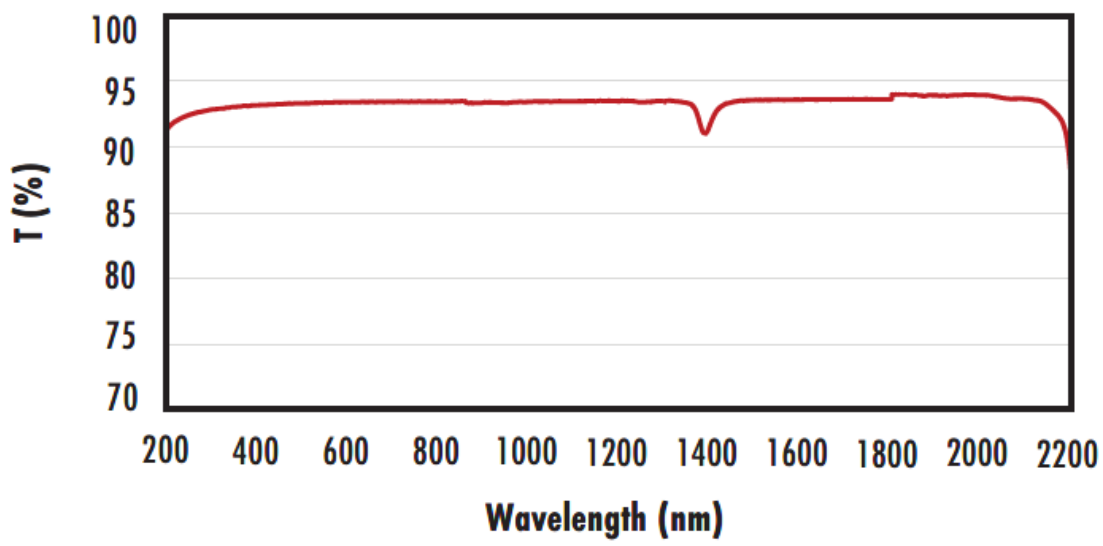

Typical transmission of a 3mm thick, uncoated fused silica window across the UV - NIR spectra.

Click Here to Download Data

Fused Silica with MgF_2 Coating Typical Transmission

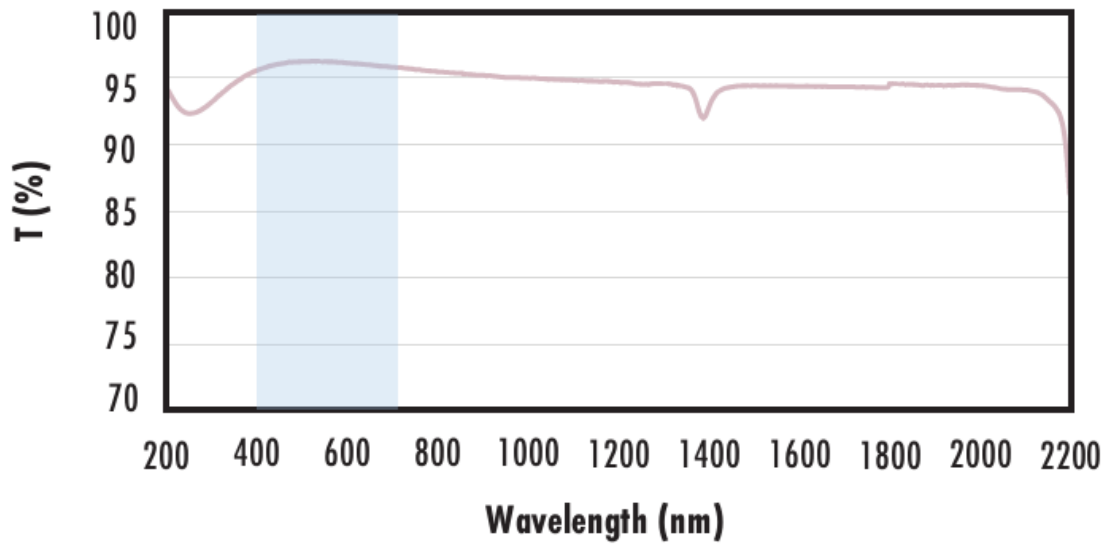

Typical transmission of a 3mm thick fused silica window with MgF2 (400-700nm) coating at 0° AOI.

The blue shaded region indicates the coating design wavelengh range, with the following specification:

$R_{avg} \leq 1.75\%$ @ 400 - 700nm (N-BK7)

Data outside this range is not guaranteed and is for reference only.

Click Here to Download Data

Fused Silica with UV-AR Coating Typical Transmission

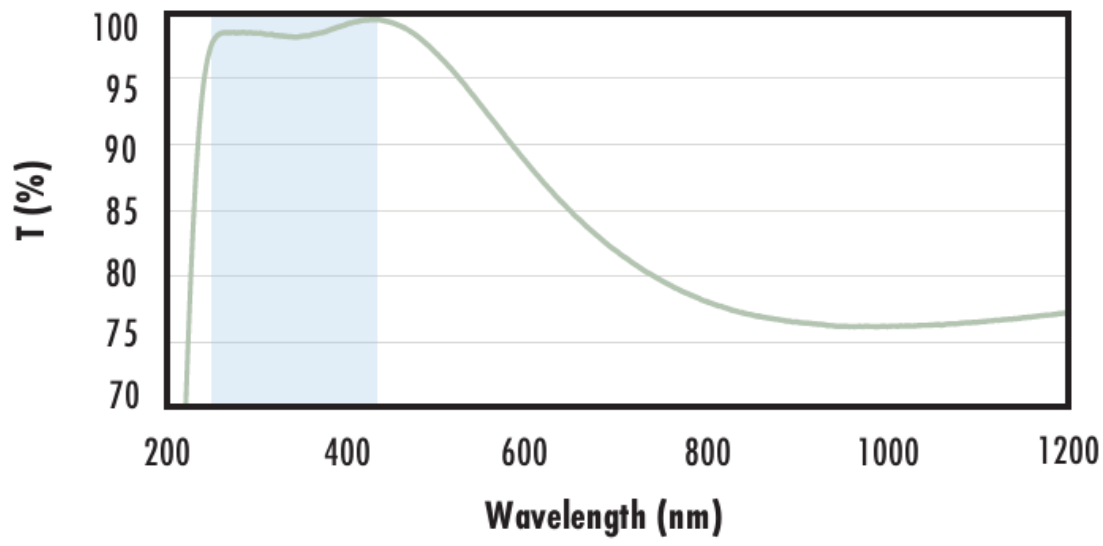

Typical transmission of a 3mm thick fused silica window with UV-AR (250-425nm) coating at 0° AOI.

The blue shaded region indicates the coating design wavelengh range, with the following specification:

$R_{abs} \leq 1.0\%$ @ 250 - 425nm
$R_{avg} \leq 0.75\%$ @ 250 - 425nm
$R_{avg} \leq 0.5\%$ @ 370 - 420nm

Data outside this range is not guaranteed and is for reference only.

Click Here to Download Data

Fused Silica with UV-VIS Coating

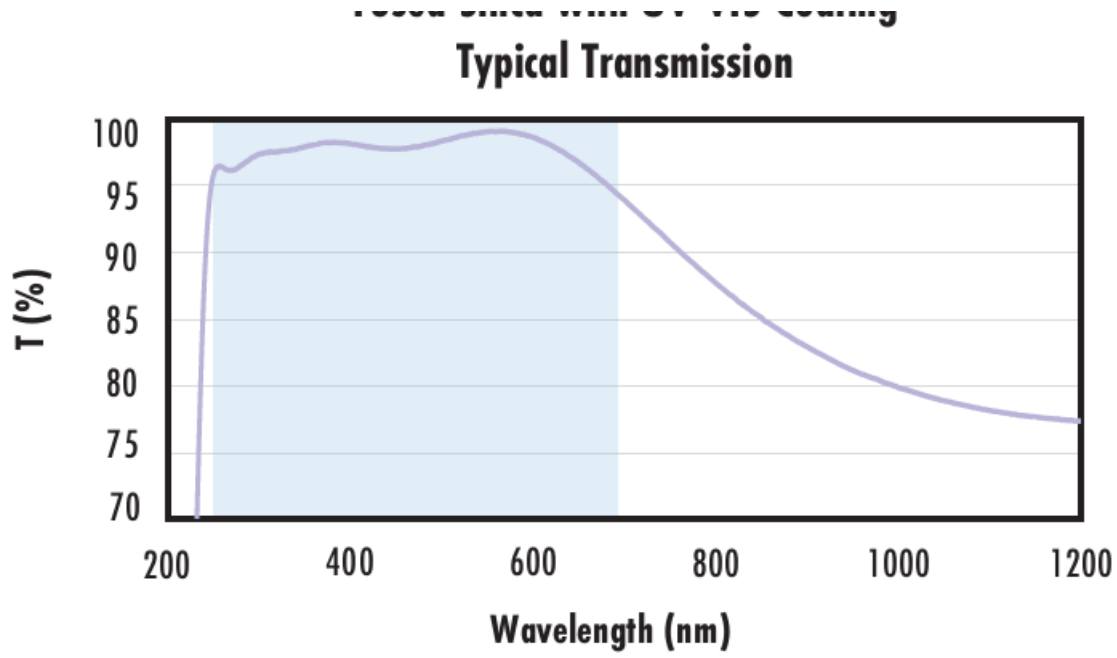

Typical transmission of a 3mm thick fused silica window with UV-VIS (250-700nm) coating at 0° AOI.

The blue shaded region indicates the coating design wavelengh range, with the following specification:

$R_{abs} \leq 1.0\%$ @ 350 - 450nm
$R_{avg} \leq 1.5\%$ @ 250 - 700nm

Data outside this range is not guaranteed and is for reference only.

Click Here to Download Data

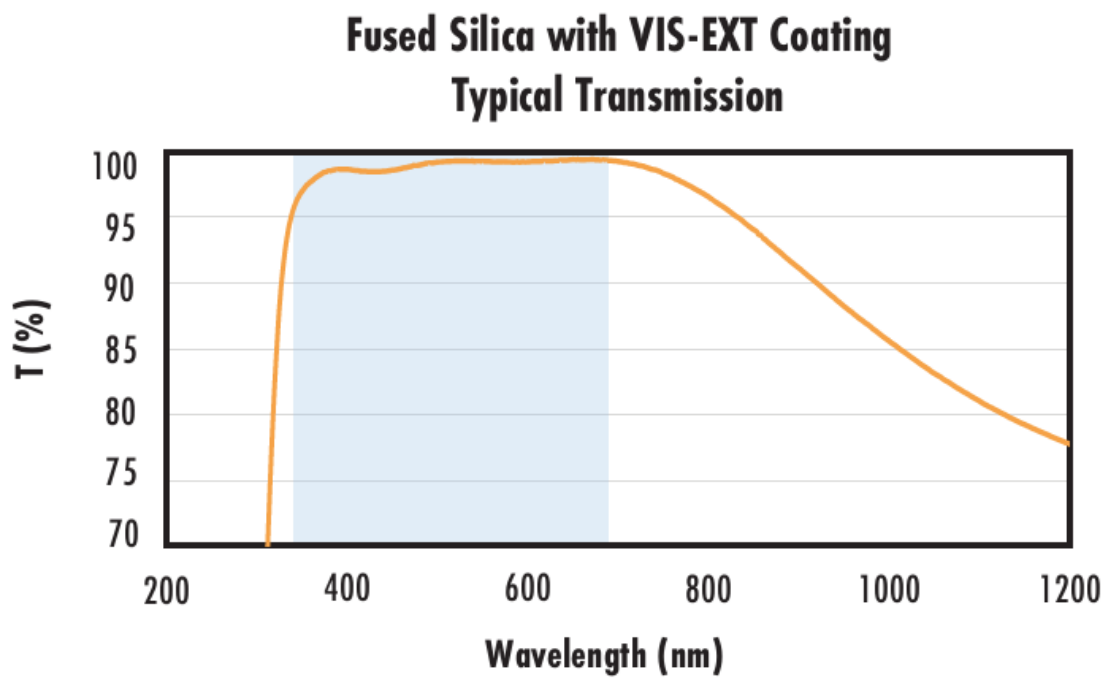

Typical transmission of a 3mm thick fused silica window with VIS-EXT (350-700nm) coating at 0° AOI.

The blue shaded region indicates the coating design wavelengh range, with the following specification:

$R_{avg} \leq 0.5\%$ @ 350 - 700nm

Data outside this range is not guaranteed and is for reference only.

Click Here to Download Data

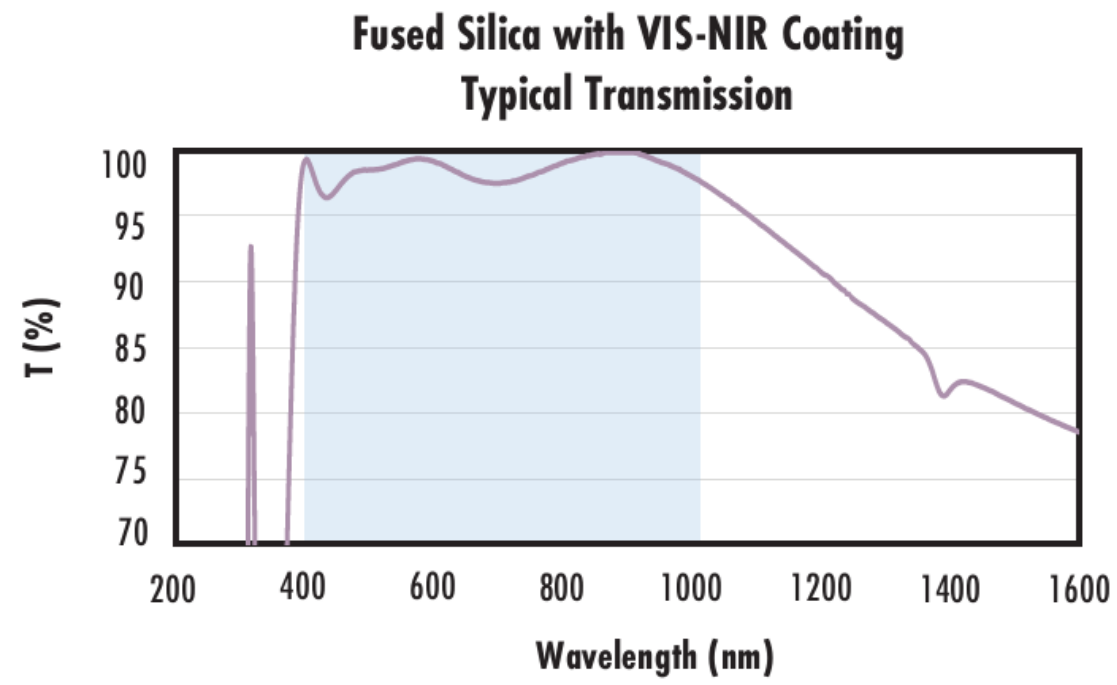

Typical transmission of a 3mm thick fused silica window with VIS-NIR (400-1000nm) coating at 0° AOI.

The blue shaded region indicates the coating design wavelengh range, with the following specification:

$R_{abs} \leq 0.25\%$ @ 880nm
$R_{avg} \leq 1.25\%$ @ 400 - 870nm
$R_{avg} \leq 1.25\%$ @ 890 - 1000nm

Data outside this range is not guaranteed and is for reference only.

Click Here to Download Data

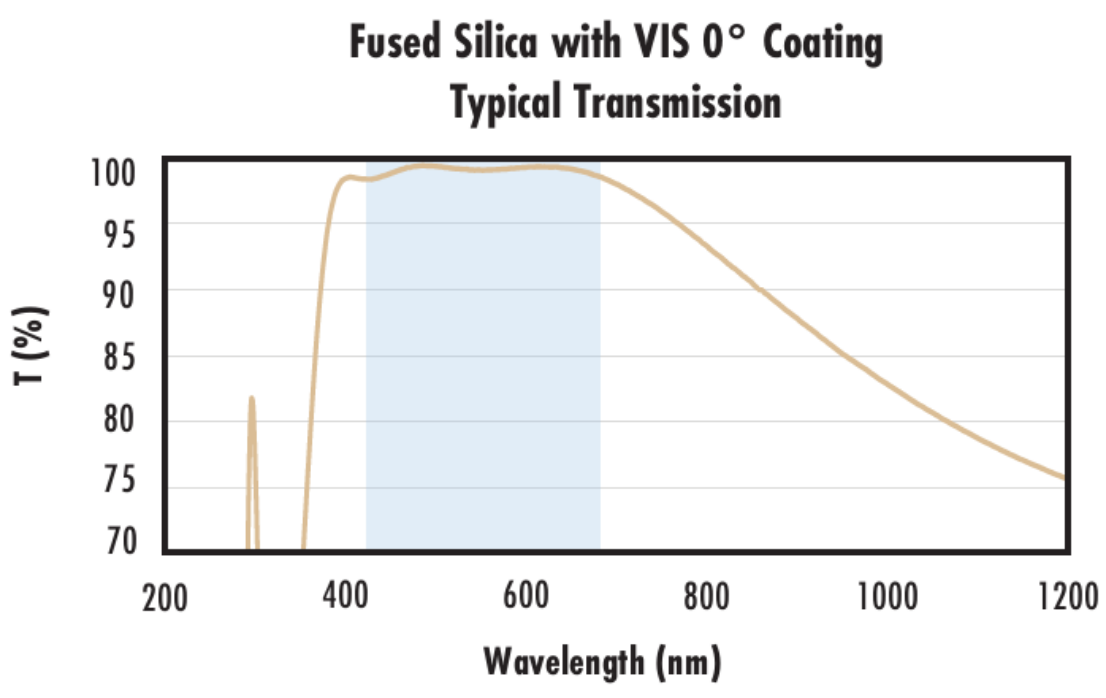

Typical transmission of a 3mm thick fused silica window with VIS 0° (425-675nm) coating at 0° AOI.

The blue shaded region indicates the coating design wavelengh range, with the following specification:

$R_{avg} \leq 0.4\%$ @ 425 - 675nm

Data outside this range is not guaranteed and is for reference only.

Click Here to Download Data

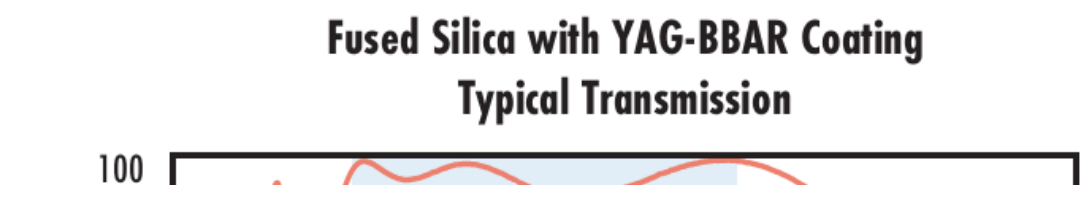

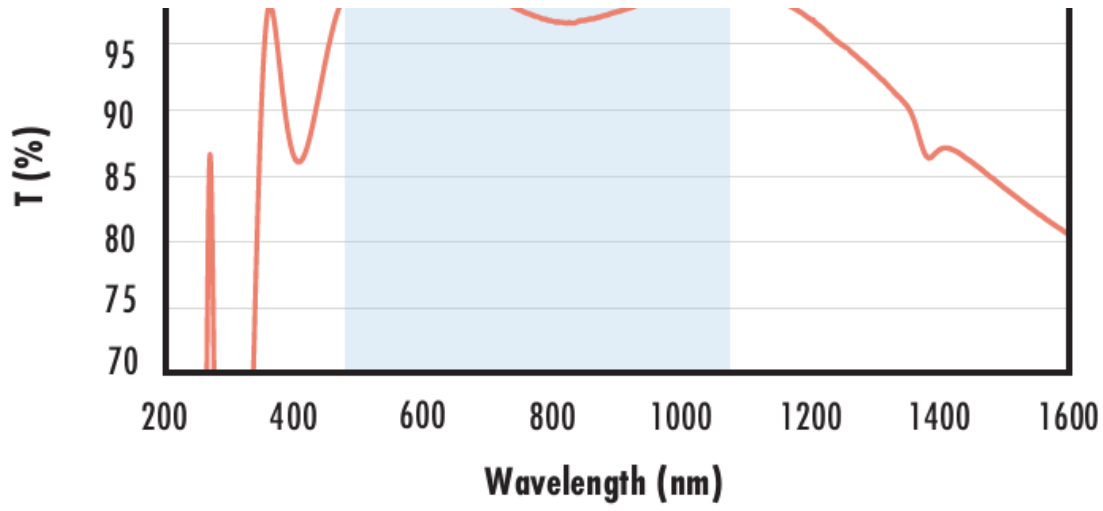

Typical transmission of a 3mm thick fused silica window with YAG-BBAR (500-1100nm) coating at 0° AOI.

The blue shaded region indicates the coating design wavelengh range, with the following specification:

$R_{abs} \leq 0.25\%$ @ 532nm
$R_{abs} \leq 0.25\%$ @ 1064nm
$R_{avg} \leq 1.0\%$ @ 500 - 1100nm

Data outside this range is not guaranteed and is for reference only.

Click Here to Download Data

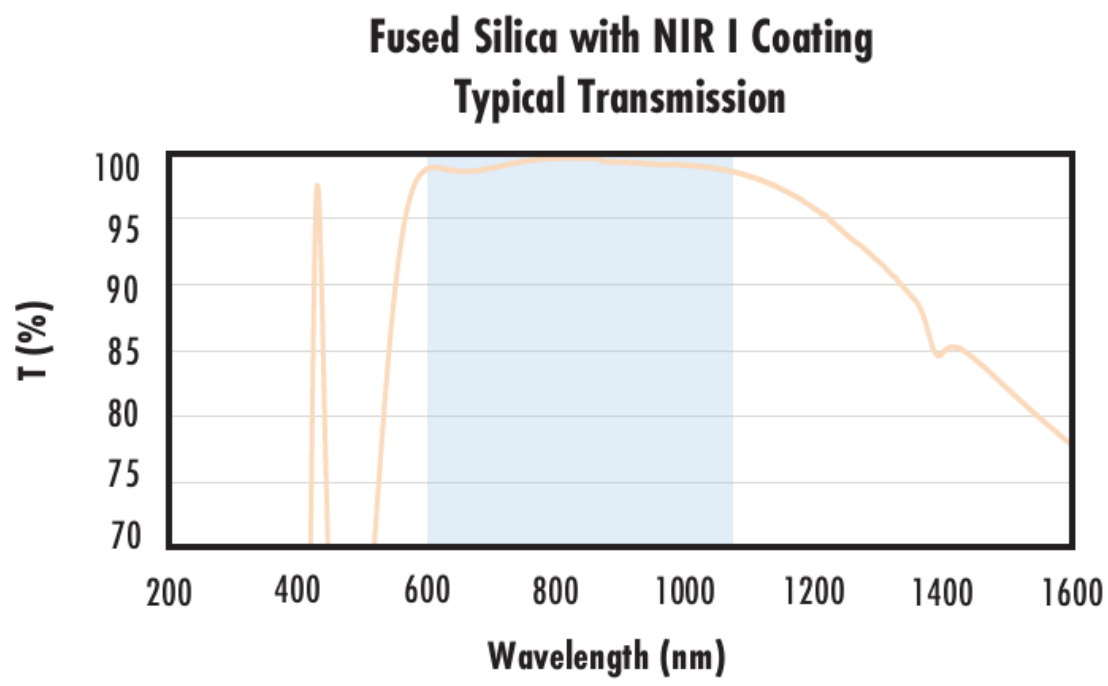

Typical transmission of a 3mm thick fused silica window with NIR I (600 - 1050nm) coating at 0° AOI.

The blue shaded region indicates the coating design wavelengh range, with the following specification:

$R_{avg} \leq 0.5\%$ @ 600 - 1050nm

Data outside this range is not guaranteed and is for reference only.

Click Here to Download Data

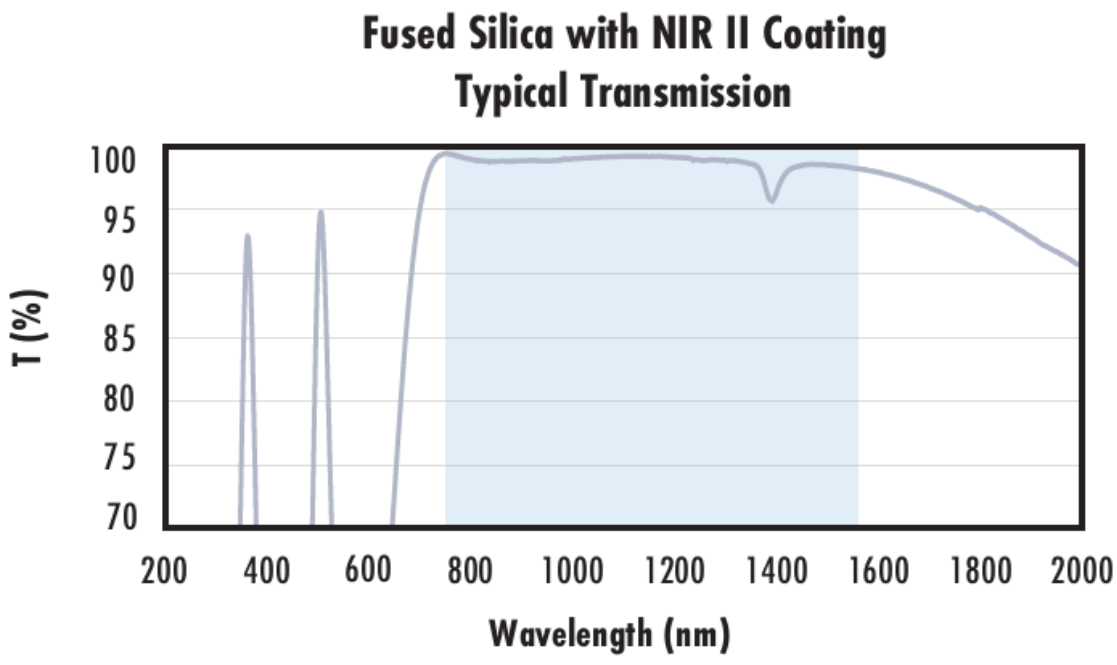

Typical transmission of a 3mm thick fused silica window with NIR II (750 - 1550nm) coating at 0° AOI.

The blue shaded region indicates the coating design wavelengh range, with the following specification:

$R_{abs} \leq 1.5\%$ @ 750 - 800nm
$R_{abs} \leq 1.0\%$ @ 800 - 1550nm
$R_{avg} \leq 0.7\%$ @ 750 - 1550nm

Data outside this range is not guaranteed and is for reference only.

Click Here to Download Data

;