

[See all 40 Products in Family](#)

TECHSPEC® 20mm Diameter MgF₂ Coated, Ultra-Thin N-BK7 Window

See More by [SCHOTT Optical Components](#)



Ultra-Thin N-BK7 Windows

Stock #66-195 **15 In Stock**

S\$166^{.00}

ADD TO CART

Volume Pricing	
Qty 1-5	S\$166.60 each
Qty 6-25	S\$133.00 each
Qty 26-49	S\$124.60 each
Need More?	Request Quote

Product Downloads

General

Protective Window **Type:**

Glass **Type of Window:**

Physical & Mechanical Properties

Clear Aperture CA (mm):

18.00	Diameter (mm):
20.00 +0.00/-0.10	
	Thickness (mm):
0.20 ±0.025	
	Bevel:
Protective as needed	
	Edges:
Fine Ground	
	Parallelism (arcsec):
<30	
	Poisson's Ratio:
0.21	
	Young's Modulus (GPa):
82	
	Knoop Hardness (kg/mm²):
610.00	

Optical Properties

	Coating:
MgF ₂ (400-700nm)	
	Substrate: <input type="checkbox"/>
N-BK7	
	Index of Refraction (n_d):
1.516	
	Surface Quality:
20-10	
	Transmitted Wavefront, P-V:
λ/2	
	Abbe Number (v_d):
64.17	
	Coating Specification:
R _{avg} ≤1.75% @400 - 700nm	
	Wavelength Range (nm):
400 - 700	
	Damage Threshold, Reference: <input type="checkbox"/>
10 J/cm ² @ 532nm, 10ns	

Material Properties

	Density (g/cm³):
2.51	
	Coefficient of Thermal Expansion CTE (10⁻⁶/°C):
7.1 (-30 to +70°C)	
8.3 (+20 to +300°C)	

Regulatory Compliance

	RoHS 2015:
Compliant	
	Reach 219:
Compliant	
	Certificate of Conformance:
View	

Need different specs or modifications?

Edmund Optics offers comprehensive custom manufacturing services for optical and imaging components tailored to your specific application requirements. Whether in the prototyping phase or preparing for full-scale production, we provide flexible solutions to meet your needs. Our experienced engineers are here to assist—from concept to completion.

Our capabilities include:

- Custom dimensions, materials, coatings, and more
- High-precision surface quality and flatness
- Tight tolerances and complex geometries
- Scalable production—from prototype to volume

Learn more about our [custom manufacturing capabilities](#) or submit an inquiry [here](#).

Product Details

- Ultra-Thin 0.20mm Thickness
- Precision N-BK7 Substrate
- Extremely Lightweight

TECHSPEC® Ultra-Thin N-BK7 Windows are our thinnest windows available and are at least 1/10 the thickness of our traditional N-BK7 windows. Their extremely thin designs make them ideal for both weight and size-sensitive applications. Additionally, their high tolerance design yields minimal beam distortion and scatter. TECHSPEC® Ultra-Thin N-BK7 Windows are available uncoated or with a MgF₂ anti-reflection coating. For custom sizes or coating options, please contact our [Sales Department](#).

Note: The Ultra-Thin N-BK7 Windows are very fragile. Handle these windows with care.

Technical Information

N-BK7

Uncoated N-BK7 Typical Transmission



Typical transmission of a 3mm thick, uncoated N-BK7 window across the UV - NIR spectra.

[Click Here to Download Data](#)

N-BK7 with MgF₂ Coating Typical Transmission



Typical transmission of a 3mm thick N-BK7 window with MgF₂ (400-700nm) coating at 0° AOI.

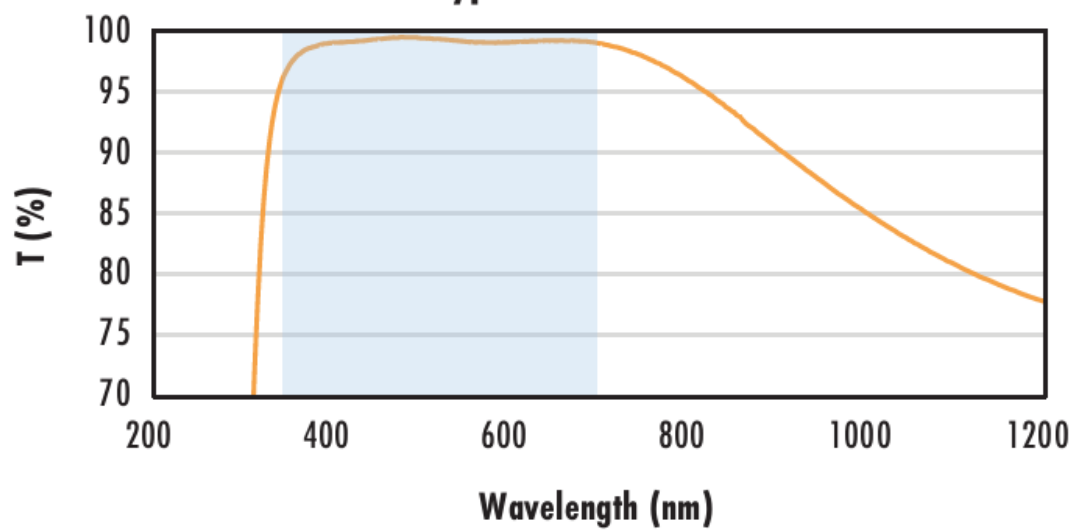
The blue shaded region indicates the coating design wavelength range, with the following specification:

$$R_{avg} \leq 1.75\% @ 400 - 700\text{nm (N-BK7)}$$

Data outside this range is not guaranteed and is for reference only.

[Click Here to Download Data](#)

N-BK7 with VIS-EXT Coating Typical Transmission



Typical transmission of a 3mm thick N-BK7 window with VIS-EXT (350-700nm) coating at 0° AOI.

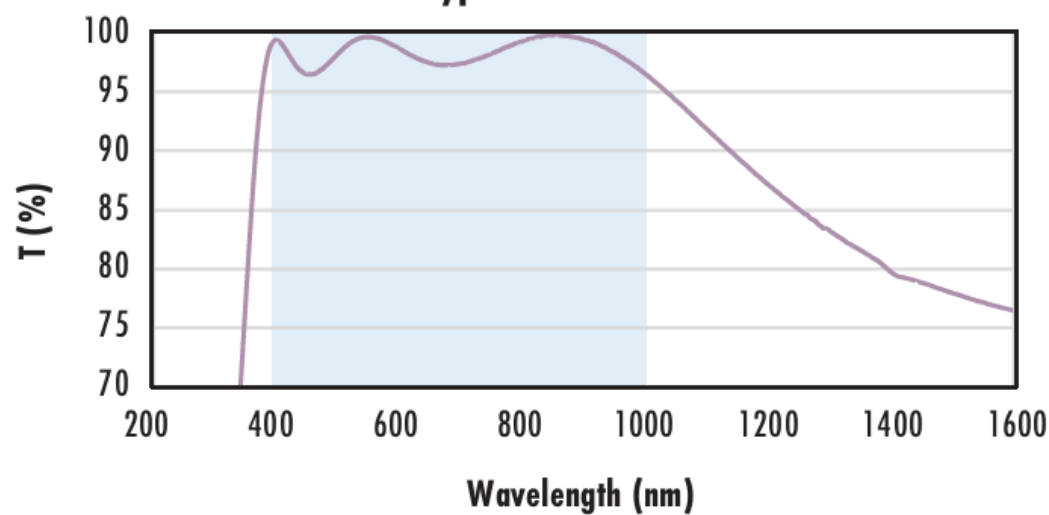
The blue shaded region indicates the coating design wavelength range, with the following specification:

$$R_{avg} \leq 0.5\% @ 350 - 700\text{nm}$$

Data outside this range is not guaranteed and is for reference only.

[Click Here to Download Data](#)

N-BK7 with VIS-NIR Coating Typical Transmission



Typical transmission of a 3mm thick N-BK7 window with VIS-NIR (400-1000nm) coating at 0° AOI.

The blue shaded region indicates the coating design wavelength range, with the following specification:

$$R_{abs} \leq 0.25\% @ 880\text{nm}$$

$$R_{avg} \leq 1.25\% @ 400 - 870\text{nm}$$

$$R_{avg} \leq 1.25\% @ 890 - 1000\text{nm}$$

Data outside this range is not guaranteed and is for reference only.

[Click Here to Download Data](#)

N-BK7 with VIS 0° Coating Typical Transmission

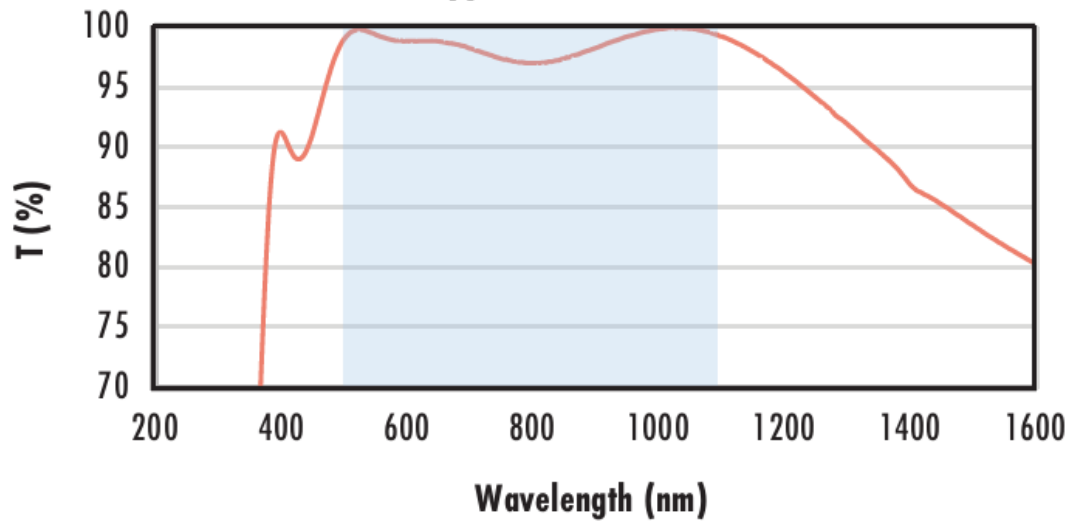


Typical transmission of a 3mm thick N-BK7 window with VIS 0°



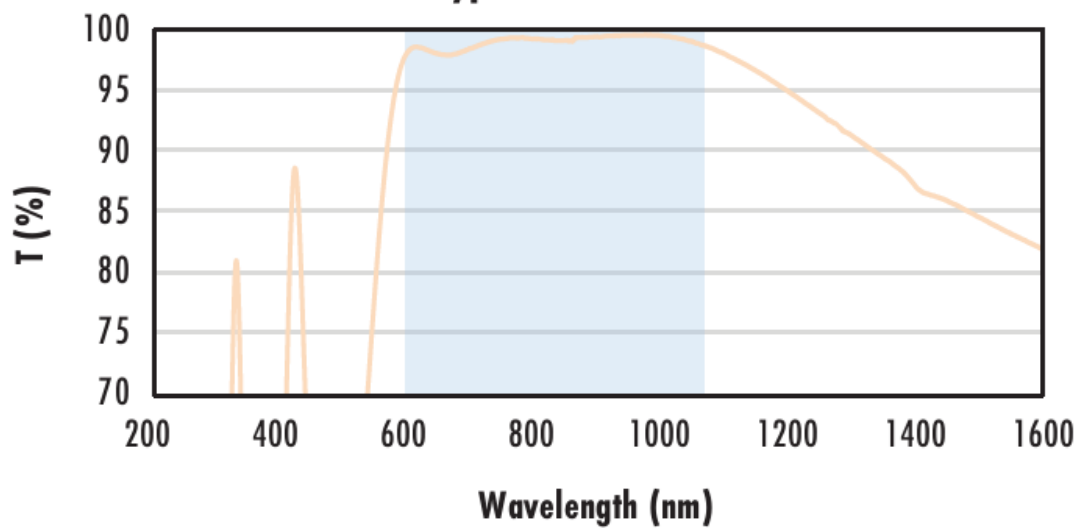
(425-675nm) coating at 0° AOI.
 The blue shaded region indicates the coating design wavelength range, with the following specification:
 $R_{avg} \leq 0.4\% @ 425 - 675\text{nm}$
 Data outside this range is not guaranteed and is for reference only.
[Click Here to Download Data](#)

**N-BK7 with YAG-BBAR Coating
 Typical Transmission**



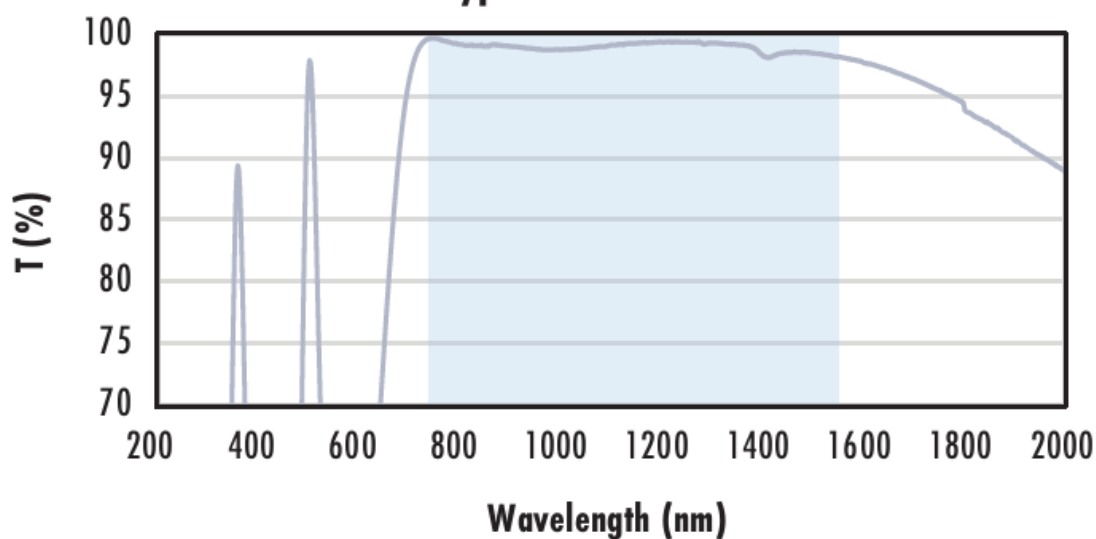
Typical transmission of a 3mm thick N-BK7 window with YAG-BBAR (500-1100nm) coating at 0° AOI.
 The blue shaded region indicates the coating design wavelength range, with the following specification:
 $R_{abs} \leq 0.25\% @ 532\text{nm}$
 $R_{abs} \leq 0.25\% @ 1064\text{nm}$
 $R_{avg} \leq 1.0\% @ 500 - 1100\text{nm}$
 Data outside this range is not guaranteed and is for reference only.
[Click Here to Download Data](#)

**N-BK7 with NIR I Coating
 Typical Transmission**



Typical transmission of a 3mm thick N-BK7 window with NIR I (600 - 1050nm) coating at 0° AOI.
 The blue shaded region indicates the coating design wavelength range, with the following specification:
 $R_{avg} \leq 0.5\% @ 600 - 1050\text{nm}$
 Data outside this range is not guaranteed and is for reference only.
[Click Here to Download Data](#)

**N-BK7 with NIR II Coating
 Typical Transmission**



Typical transmission of a 3mm thick N-BK7 window with NIR II (750 - 1550nm) coating at 0° AOI.
 The blue shaded region indicates the coating design wavelength range, with the following specification:
 $R_{abs} \leq 1.5\% @ 750 - 800\text{nm}$
 $R_{abs} \leq 1.0\% @ 800 - 1550\text{nm}$
 $R_{avg} \leq 0.7\% @ 750 - 1550\text{nm}$
 Data outside this range is not guaranteed and is for reference only.
[Click Here to Download Data](#)

Coating Curves

Compatible Mounts