

TECHSPEC® 16mm FL f/8.0 Blue Series M12 Lens



16mm FL Blue Series M12 Lens



Stock #37-184 **4 In Stock**

⊖ 1 ⊕ **\$119⁰⁰**

ADD TO CART

Volume Pricing	
Qty 1-49	\$119.00 each
Qty 50+	\$94.00 each
Need More?	Request Quote

Product Downloads

General

Blue Series **Product Family:**

Fixed Focal Length Lens **Type:**

No **IR Cut Filter:**

Imaging Lens Type:
High Performance M12 Lens

Physical & Mechanical Properties

Fixed Iris Option:
22.50 Length (mm):

16 Maximum Diameter (mm):

16 Outer Diameter (mm):

Optical Properties

Horizontal Field of View @ Max Sensor Format:
25.3°

Field of View at Max Sensor Format:
Horizontal: 64.9mm - 25.3°
Vertical: 48.7mm - 19.1°
Diagonal: 81.2mm - 31.4°

Horizontal Field of View, 1/1.8" Sensor:
64.9mm - 25.3°

Horizontal Field of View, 1/2" Sensor:
58.0mm - 22.5°

Horizontal Field of View, 1/2.5" Sensor:
52.5mm - 20.5°

Horizontal Field of View, 1/3" Sensor:
43.5mm - 17.0°

Horizontal Field of View, 1/4" Sensor:
32.6mm - 12.8°

9.00 Maximum Image Circle (mm):

0.008535 Numerical Aperture NA, Object Side:

6 (6) Number of Elements (Groups):

400 - 700 Wavelength Range (nm):

16.00 Focal Length FL (mm):

150 - ∞ Working Distance (mm):

f/8.0 Aperture (f/#):

-0.039@Full Field Distortion (%):

10.79 - 10.05 Back Focal Length BFL (mm):

M4 MgF₂ @ 588nm Coating Specification:

7.5143 Entrance Pupil Position (mm):

7.21 Object Space Principal Plane (mm):

-7.04 Image Space Principal Plane (mm):

-0.039 Maximum Distortion (%):

-6.7445 Exit Pupil Position (mm):

VIS Lens Wavelength Range:

Sensor

1/1.8" Maximum Sensor Format:

1.40 Pixel Size (μm):

Threading & Mounting

N/A Filter Thread:

S-Mount (M12 x0.5) Mount:

Regulatory Compliance

RoHS 2015:

Compliant

Certificate of Conformance:

[View](#)

Reach 247:

Compliant

Product Details

- Up to 1/2", S-Mount Lens
- Up to 5 MegaPixels, 1.4µm Pixel Size Sensors
- High Resolution Board Camera Lens Optimized for Close WD
- 2mm to 35mm Focal Length
- [Ruggedized Designs](#) Also Available

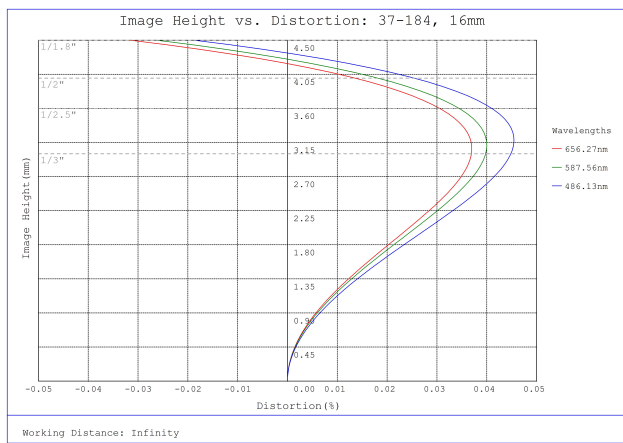
TECHSPEC® Blue Series M12 Lenses feature high resolution performance, along with the same great versatility of our [TECHSPEC® Green Series M12 Lenses](#). Each lens consists of several precision glass elements mounted in a compact, aluminum housing. These lenses can connect to C-Mount cameras using the M12 x 0.5 Adapter for C-Mount Cameras ([#53-675](#)) or the M12 x 0.5 C-Mount Adapter with Rubber O-Ring ([#59-241](#)) for vibration-sensitive environments. TECHSPEC® Blue Series M12 Lenses are ideal for automotive, industrial, and medical imaging application. Prescription data is available by submitting a [Request for Prescription Form](#).

Note: Compatible [TECHSPEC® M12 Imaging Lens Accessories](#) available.

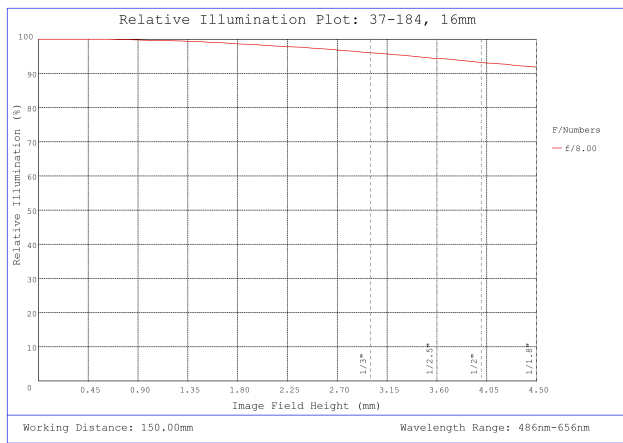
Edmund Optics has created multiple product families of our TECHSPEC® M12 S-Mount Lenses, which are designed to provide high resolution. These high performance lenses feature precision glass designs in a metal housing and have optimized specifications between each product family to meet your application needs.

- Blue Series M12 Lenses: High resolution finite conjugate designs optimized for machine vision working distances.
- [Rugged Blue Series M12 Lenses](#): [Stabilized ruggedization](#) versions of our Blue Series M12 Lenses, utilizing the same optics.
- [Green Series M12 Lenses](#): Finite conjugate designs optimized for machine vision working distances.
- [Red Series M12 Lenses](#): Infinite conjugate designs optimized for high resolution performance out to infinity.
- [HEO Series M12 Lenses](#): Harsh Environment Optics (HEO) sealed versions of our Red Series M12 Lenses.
- [Liquid Lens M12 Lenses](#): Integrated liquid lens for fast electronic focus.

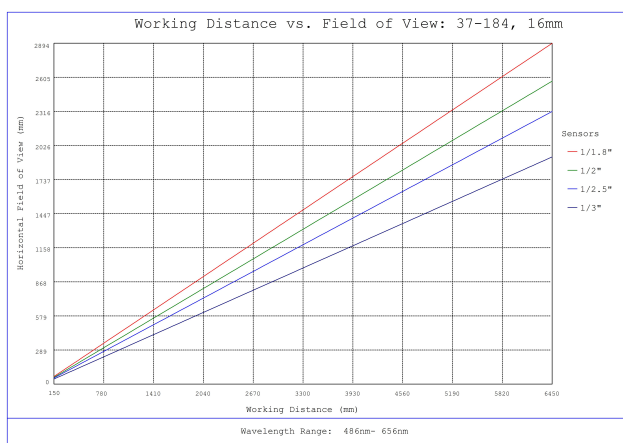
Technical Information



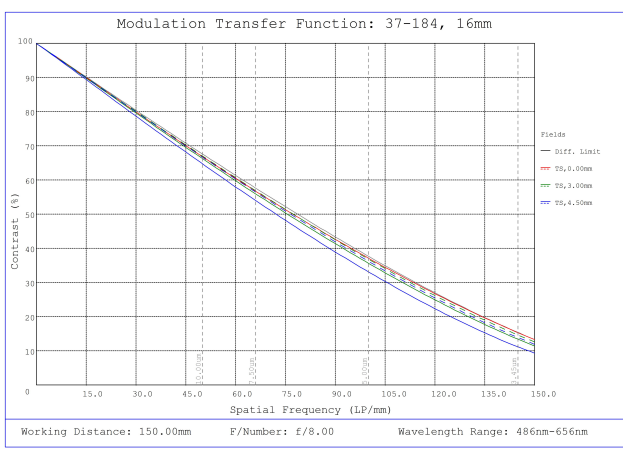
#37-184, 16mm FL f/8.0 Blue Series M12 Lens, Distortion Plot



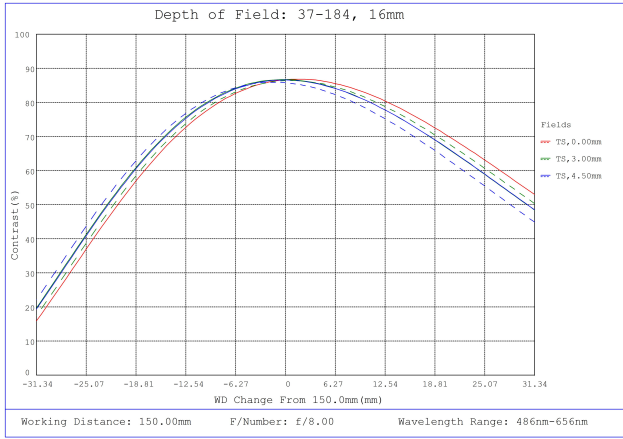
#37-184, 16mm FL f/8.0 Blue Series M12 Lens, Relative Illumination Plot



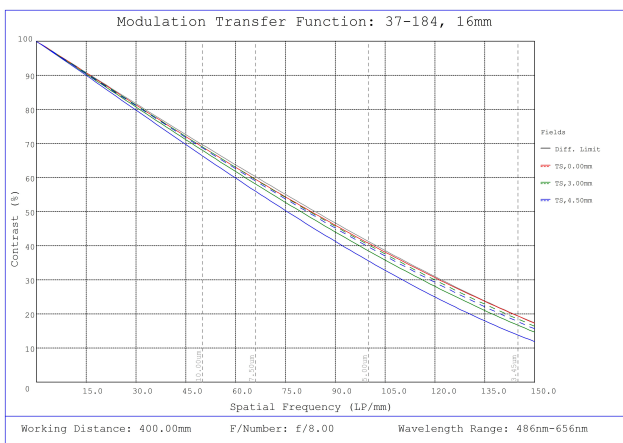
#37-184, 16mm FL f/8.0 Blue Series M12 Lens, Working Distance versus Field of View Plot



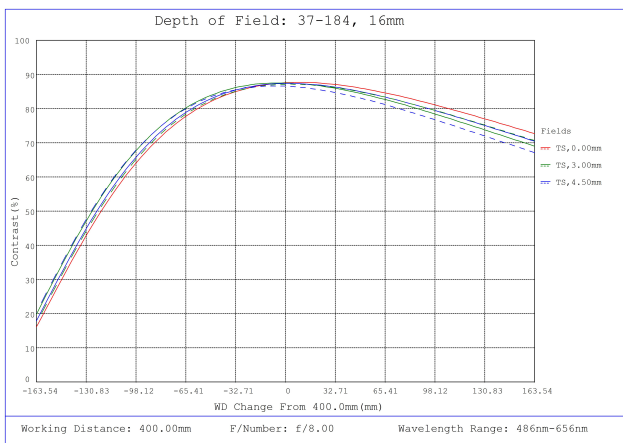
#37-184, 16mm FL f/8.0 Blue Series M12 Lens, Modulated Transfer Function (MTF) Plot, 150mm Working Distance, f8



#37-184, 16mm FL f/8.0 Blue Series M12 Lens, Depth of Field Plot, 150mm Working Distance, f8



#37-184, 16mm FL f/8.0 Blue Series M12 Lens, Modulated Transfer Function (MTF) Plot, 400mm Working Distance, f8



#37-184, 16mm FL f/8.0 Blue Series M12 Lens, Depth of Field Plot, 400mm Working Distance, f8

Focal Length	A	B	C*	D
2.0mm	18.0mm	21.7mm	2.26mm	4.75mm
3.0mm	14.0mm	17.1mm	4.8 - 4.7mm	5.8mm
4.0mm	14.0mm	19.7mm	6.1 - 6.0mm	4.4mm
5.0mm	14.0mm	14.6mm	4.0 - 3.9mm	3.7mm
6.0mm	14.0mm	14.1mm	6.9 - 6.8mm	4.5mm
8.0mm	14.0mm	12.3mm	8.8 - 8.6mm	3.7mm
10.0mm	14.0mm	17.0mm	6.6 - 6.3mm	3.7mm

12.5mm	15.0mm	22.9mm	10.1 - 9.7mm	4.8mm
17.5mm	14.0mm	20.7mm	5.8 - 4.9mm	7.6mm
25.0mm	18.0mm	30.0mm	8.5 - 6.5mm	11.5mm
35.0mm	18.0mm	29.5mm	18.72 - 14.0mm	14.5mm



*Specified for Optimized Working Distance of 150 - 250mm.

;