

**TECHSPEC® 12mm f/5.6, 400-2000mm Primary WD, HRr Series Fixed Focal Length Lens**



12mm f/5.6, 400-2000mm Primary WD, HRr Series Fixed Focal Length Lens, #36-856



Stock **#36-856** **6 In Stock**

⊖ 1 ⊕ **\$926<sup>00</sup>**

**ADD TO CART**

| Volume Pricing |                               |
|----------------|-------------------------------|
| Qty 1+         | <b>\$926.00</b> each          |
| Need More?     | <a href="#">Request Quote</a> |

Product Downloads

**General**

HRr Series **Product Family:**  
Fixed Focal Length Lens **Type:**

**Physical & Mechanical Properties**

Fixed **Iris Option:**

|       |                               |
|-------|-------------------------------|
| 39.20 | Length (mm):                  |
| 33    | Maximum Diameter (mm):        |
| 33    | Outer Diameter (mm):          |
| 77    | Weight (g):                   |
| 1.63  | Maximum Rear Protrusion (mm): |

## Optical Properties

|   |   |
|---|---|
| 89.3mm - 41.7°  | Horizontal Field of View @ Max Sensor Format: |
| Horizontal: 89.3mm - 41.7°<br>Vertical: 66.3mm - 31.6°<br>Diagonal: 113.1mm - 51.4° | Field of View at Max Sensor Format:           |
| 89.3mm - 41.7°  | Horizontal Field of View, 2/3" Sensor:        |
| 72.5mm - 34.4°  | Horizontal Field of View, 1/1.8" Sensor:      |
| 64.2mm - 30.7°  | Horizontal Field of View, 1/2" Sensor:        |
| 58.0mm - 27.9°  | Horizontal Field of View, 1/2.5" Sensor:      |
| 47.9mm - 23.1°  | Horizontal Field of View, 1/3" Sensor:        |
| 35.8mm - 17.4°  | Horizontal Field of View, 1/4" Sensor:        |
| 11.00   | Maximum Image Circle (mm):                    |
| 0.0088  | Numerical Aperture NA, Object Side:           |
| 10 (6)  | Number of Elements (Groups):                  |
| 12.00   | Focal Length FL (mm):                         |
| 100 - ∞   | Working Distance (mm):                        |
| f/5.6   | Aperture (f/#):                               |
| 425 - 675nm BBAR  | Coating:                                      |
| 425 - 675nm BBAR  | Coating Specification:                        |
| 17.52   | Entrance Pupil Position (mm):                 |
| 26.27   | Object Space Principal Plane (mm):            |
| 2.90  | Image Space Principal Plane (mm):             |
| -3.26   | Maximum Distortion (%):                       |
| -30.86  | Exit Pupil Position (mm):                     |
| 400 - 2000  | Optimized Working Distance (mm):              |
| VIS   | Lens Wavelength Range:                        |

## Sensor

|      |                        |
|------|------------------------|
| 2/3" | Maximum Sensor Format: |
| 1.85 | Pixel Size (μm):       |

## Threading & Mounting

|                       |                |
|-----------------------|----------------|
| M30.5 x 0.50 (Female) | Filter Thread: |
| C-Mount               | Mount:         |

## Environmental & Durability Factors

|  |                           |
|--|---------------------------|
|  | Storage Temperature (°C): |
|--|---------------------------|

-20 to +60

**Type of Ruggedization:**

Stabilized (Robust Mechanics for Shock and Vibration)

## Regulatory Compliance

**Compliant** **RoHS 2015:**

**Compliant** **Reach 209:**

**View** **Certificate of Conformance:**

## Product Details

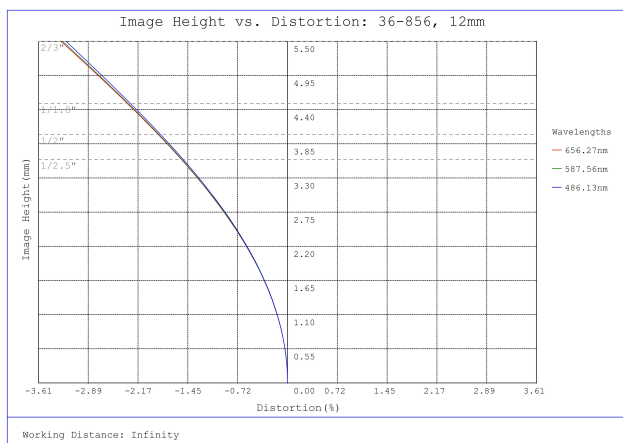
- 2/3", C-Mount Lens
- Up to 10 MegaPixels, 1.85µm Pixel Size Sensors
- Ruggedized (HRr) Designs (50g Shock) of our HR Series Lens with Individual Optics Glued in Place
- 8.5mm to 12mm Focal Length
- **Instrumentation (HRi) Versions** Also Available

TECHSPEC® HRr Series Fixed Focal Length Lenses are designed with a high level of machine vision performance in mind and provide stabilized ruggedization with all individual lens elements glued in place to reduce pixel shift. They are available in multiple options for each focal length to accommodate a variety of optimized working distance ranges. Additionally, the stainless steel locking C-Mount clamp and simplified focus provide added robustness. TECHSPEC HRr Series Fixed Focal Length Lenses are exemplary for calibrated imaging systems such as measurement and gauging, 3D stereo vision, robotics and sensing, autonomous vehicles, and object tracking. Call for OEM Quantity Pricing.

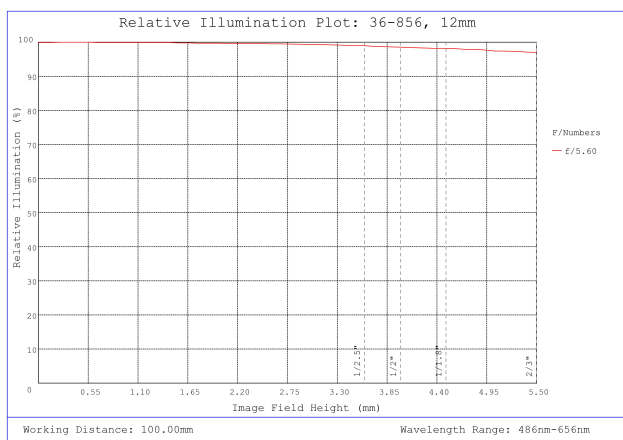
Edmund Optics has created a family of high performance optical designs (the HR Series family) and developed three customized optomechanical solutions targeted for specific applications. These lens sub-families utilize the same optics as the HR Series lenses providing the same optical performance in a variety of optomechanical solutions to meet your application requirements:

- **HR Series:** Features locking cam focus and iris adjustment. This is the most adjustable version of these optical designs and is the typical high quality machine vision lens.
- **HRi Series:** Simplified mechanics featuring fixed apertures with compact housing. **Industrial Ruggedization** for reduced size, cost, and locked focus.
- **HRr Series:** All optics glued in place and a locking C-clamp focus ring. **Stabilized Ruggedization** for reduced pixel shift and improved focus stability.

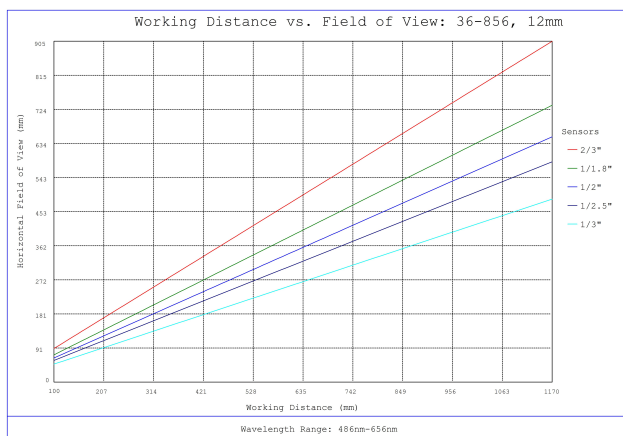
## Technical Information



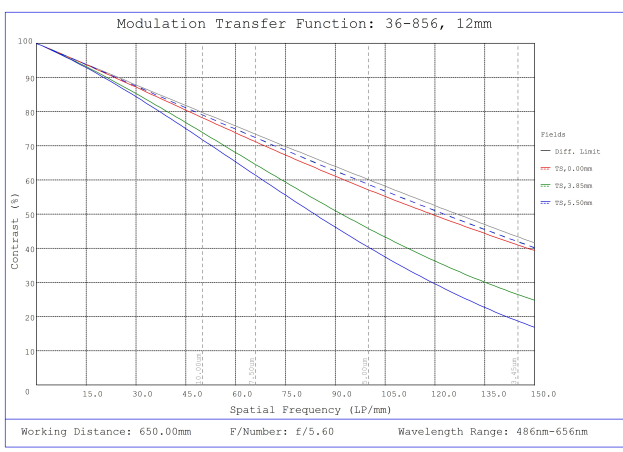
#36-856, 12mm f/5.6, 400-2000mm Primary WD, HRr Series Fixed Focal Length Lens, Distortion Plot



#36-856, 12mm f/5.6, 400-2000mm Primary WD, HRr Series Fixed Focal Length Lens, Relative Illumination Plot



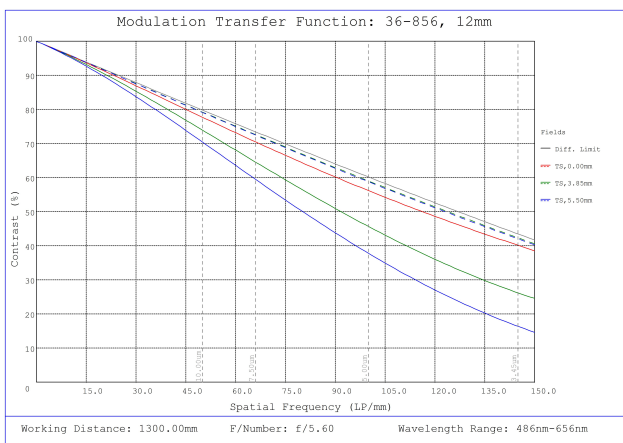
#36-856, 12mm f/5.6, 400-2000mm Primary WD, HRr Series Fixed Focal Length Lens, Working Distance versus Field of View Plot



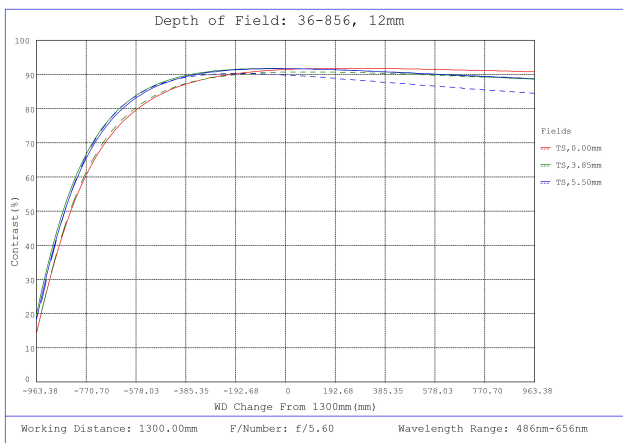
#36-856, 12mm f/5.6, 400-2000mm Primary WD, HRr Series Fixed Focal Length Lens, Modulated Transfer Function (MTF) Plot, 650mm Working Distance, f5.6



#36-856, 12mm f/5.6, 400-2000mm Primary WD, HRr Series Fixed Focal Length Lens, Depth of Field Plot, 650mm Working Distance, f5.6



#36-856, 12mm f/5.6, 400-2000mm Primary WD, HRr Series Fixed Focal Length Lens, Modulated Transfer Function (MTF) Plot, 1300mm Working Distance, f5.6



#36-856, 12mm f/5.6, 400-2000mm Primary WD, HRr Series Fixed Focal Length Lens, Depth of Field Plot, 1300mm Working Distance, f5.6

## Compatible Cameras