

[See all 25 Products in Family](#)

TECHSPEC® 12mm f/2.8, 150-500mm Primary WD, HRi Series Fixed Focal Length Lens



12mm f/2.8, 150-500mm Primary WD, HPI Series Fixed Focal Length Lens, #36-757



Stock **#36-757** CLEARANCE **3 In Stock**

⊖ 1 ⊕ **\$821⁰⁰**

ADD TO CART

Volume Pricing	
Qty 1+	\$821.00 each
Need More?	Request Quote

Product Downloads

General

HRi Series **Product Family:**

Fixed Focal Length Lens **Type:**

High Performance Lens with Fixed Apertures and Compact Form Factor **Imaging Lens Type:**

Physical & Mechanical Properties

Fixed	Iris Option:
39.20	Length (mm):
33	Maximum Diameter (mm):
33	Outer Diameter (mm):
57	Weight (g):
1.63	Maximum Rear Protrusion (mm):

Optical Properties

Horizontal Field of View @ Max Sensor Format:
87.7mm - 41.1°

Field of View at Max Sensor Format:
Horizontal: 87.7mm - 41.1°
Vertical: 65.1mm - 31.2°
Diagonal: 111mm - 50.7°

Horizontal Field of View, 2/3" Sensor:
87.7mm - 41.1°

Horizontal Field of View, 1/1.8" Sensor:
71.2mm - 33.9°

Horizontal Field of View, 1/2" Sensor:
63.1mm - 30.2°

Horizontal Field of View, 1/2.5" Sensor:
57.0mm - 27.4°

Horizontal Field of View, 1/3" Sensor:
47.0mm - 22.8°

Horizontal Field of View, 1/4" Sensor:
35.2mm - 17.1°

Maximum Image Circle (mm):
11.00

Numerical Aperture NA, Object Side:
0.0179

Number of Elements (Groups):
10 (6)

Focal Length FL (mm):
12.00

Working Distance (mm):
100 - ∞

Aperture (f/#):
f/2.8

Coating:
425 - 675nm BBAR

Coating Specification:
425 - 675nm BBAR

Entrance Pupil Position (mm):
17.46

Object Space Principal Plane (mm):
26.28

Image Space Principal Plane (mm):
2.98

Maximum Distortion (%):
-3.15

Exit Pupil Position (mm):
-30.39

Optimized Working Distance (mm):
150 - 500

Lens Wavelength Range:
VIS

Sensor

Maximum Sensor Format:
2/3"

Pixel Size (µm):
1.85

Threading & Mounting

Filter Thread:
M30.5 x 0.50 (Female)

Mount:

Environmental & Durability Factors

-20 to +60

Storage Temperature (°C):

Type of Ruggedization:
Industrial (Fixed Aperture with Simplified Mechanics)

Regulatory Compliance

View

Certificate of Conformance:

Product Details

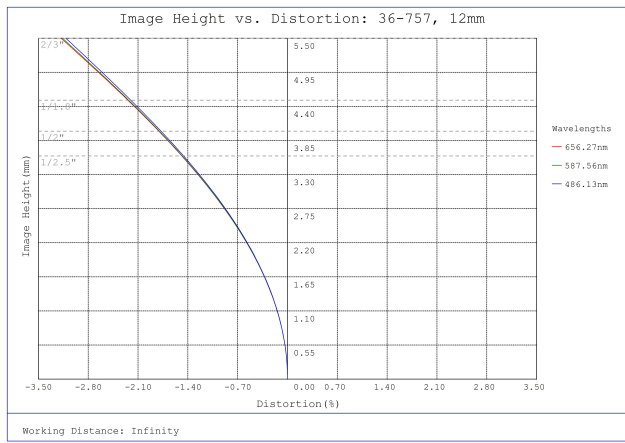
- 2/3", C-Mount Lens
- Up to 10 MegaPixels, 1.85µm Pixel Size Sensors
- Instrumentation (HRi) Versions of our HR Series Lenses with Streamlined Mechanical Designs and Fixed Apertures
- 8.5mm to 12mm Focal Length
- **Ruggedized (HRr) Designs** Also Available

TECHSPEC® HRi Series Fixed Focal Length Lenses are a streamlined version of our HR Series Lenses. There are multiple options available for each focal length to accommodate a variety of optimized working distance ranges. Designed for high volume imaging applications, HRi series lenses feature simplified focus mechanics and a fixed aperture. TECHSPEC HRi Series Fixed Focal Length Lenses are available in a variety of f/# options, making them ideal for applications that require reduced size, cost, and lockable focus imaging solutions. Call for OEM Quantity Pricing.

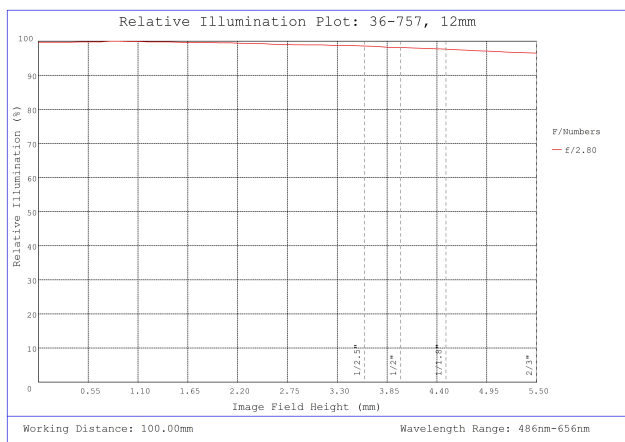
Edmund Optics has created a family of high performance optical designs (the HR Series family) and developed three customized optomechanical solutions targeted for specific applications. These lens sub-families utilize the same optics as the HR Series Lenses, providing the same optical performance in a variety of optomechanical solutions to meet your application requirements:

- **HR Series:** Features locking cam focus and iris adjustment. This is the most adjustable version of these optical designs and is the typical high quality machine vision lens.
- **HRi Series:** Simplified mechanics featuring fixed apertures with compact housing. **Industrial Ruggedization** for reduced size, cost, and locked focus.
- **HRr Series:** All optics glued in place and a locking C-clamp focus ring. **Stabilized Ruggedization** for reduced pixel shift and improved focus stability.

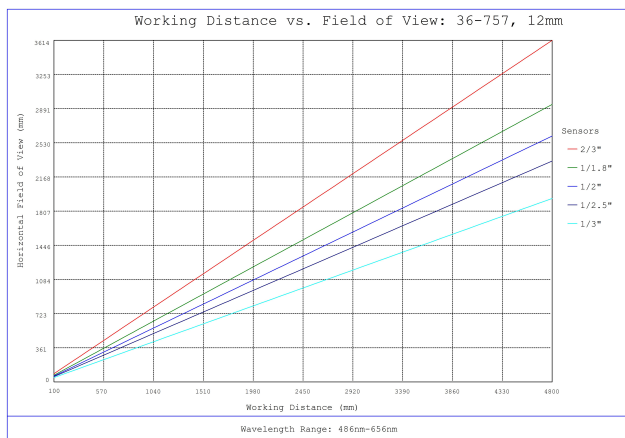
Technical Information



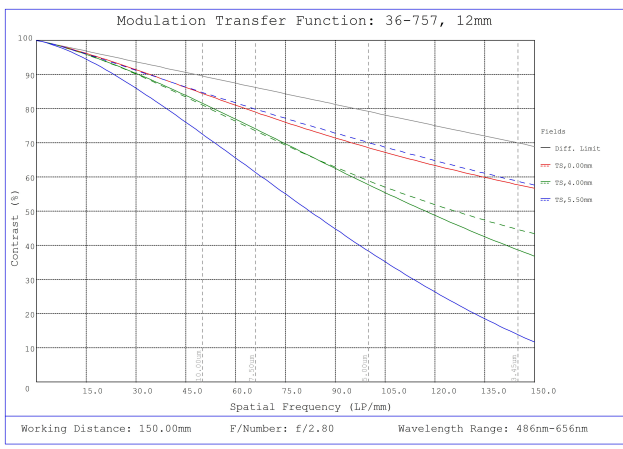
#36-757, 12mm f/2.8, 150-500mm Primary WD, HRi Series Fixed Focal Length Lens, Distortion Plot



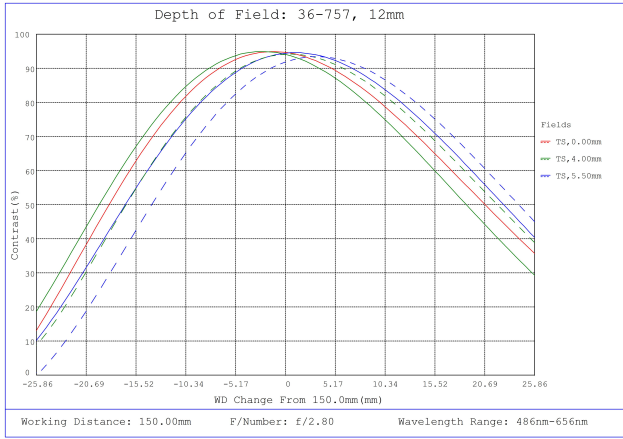
#36-757, 12mm f/2.8, 150-500mm Primary WD, HRi Series Fixed Focal Length Lens, Relative Illumination Plot



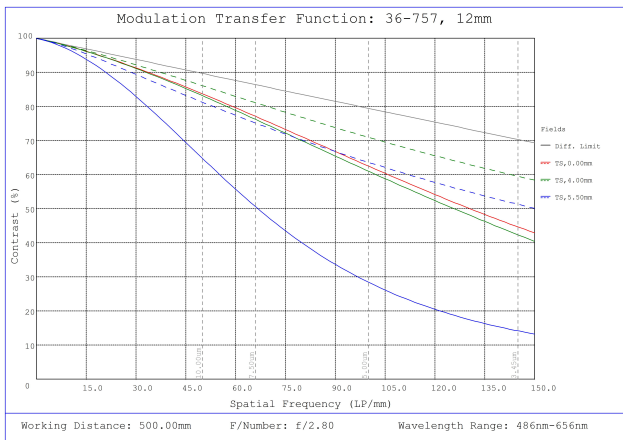
#36-757, 12mm f/2.8, 150-500mm Primary WD, HRi Series Fixed Focal Length Lens, Working Distance versus Field of View Plot



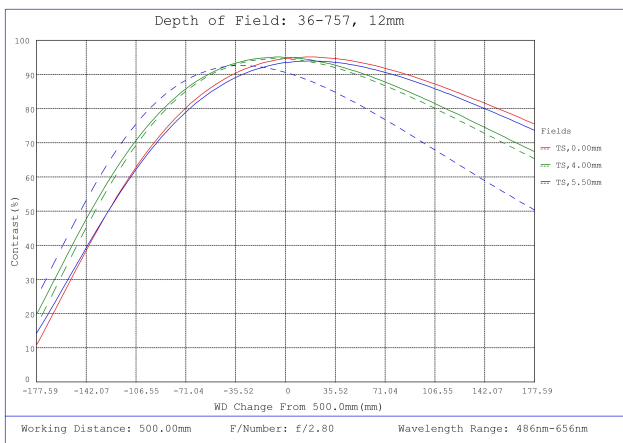
#36-757, 12mm f/2.8, 150-500mm Primary WD, HRI Series Fixed Focal Length Lens, Modulated Transfer Function (MTF) Plot, 150mm Working Distance, f2.8



#36-757, 12mm f/2.8, 150-500mm Primary WD, HRI Series Fixed Focal Length Lens, Depth of Field Plot, 150mm Working Distance, f2.8



#36-757, 12mm f/2.8, 150-500mm Primary WD, HRI Series Fixed Focal Length Lens, Modulated Transfer Function (MTF) Plot, 500mm Working Distance, f2.8



#36-757, 12mm f/2.8, 150-500mm Primary WD, HRI Series Fixed Focal Length Lens, Depth of Field Plot, 500mm Working Distance, f2.8

Compatible Cameras