

TECHSPEC® 0.36X, 1/2" GoldTL™ Telecentric Lens



#58-257 (0.36X)

Stock **#58-257 20+ In Stock**

⊖ 1 ⊕ **\$2,726⁰⁰**

ADD TO CART

Volume Pricing	
Qty 1+	\$2,726.00 each
Need More?	Request Quote

Product Downloads

General

GoldTL™ Series **Product Family:**

Stock No. of Mounting Clamp:
#56-025 Sold Separately

Telecentric Lens **Type:**

Focusable Telecentric **Special Type of Lens:**

Physical & Mechanical Properties

Variable	Iris Option:
150.00	Length (mm):
150.00	Length excluding Threads (mm):
65.00	Maximum Diameter (mm):
0.82	Weight (kg):

Optical Properties

20mm	Horizontal Field of View, 1/1.8" Sensor:
17.8mm	Horizontal Field of View, 1/2" Sensor:
9.00	Maximum Image Circle (mm):
0.03	Numerical Aperture NA, Object Side:
>70% @ 40 lp/mm	Resolution, Image Space MTF @ f/10:
10 (7)	Number of Elements (Groups):
<0.025	Typical Telecentricity @ 588nm (°):
0.100	Typical Distortion @ 588nm (%):
0.36X	Primary Magnification PMAG:
0.36	Telecentric Lens Magnification:
117 - 142	Working Distance (mm):
20.0 x 15.0	FOV @ Max Sensor Format, H x V (mm):
f/6 - f/18	Aperture (f/#):
M4 MgF ₂	Coating:
±3.7 at f/10 (20% @ 20 lp/mm)	Depth of Field (mm):
0.36X	Magnification:
VS	Lens Wavelength Range:

Sensor

1/1.8"	Maximum Sensor Format:
2.74	Pixel Size (µm):

Threading & Mounting

M58 x 0.75 (Female)	Filter Thread:
C-Mount	Mount:

Regulatory Compliance

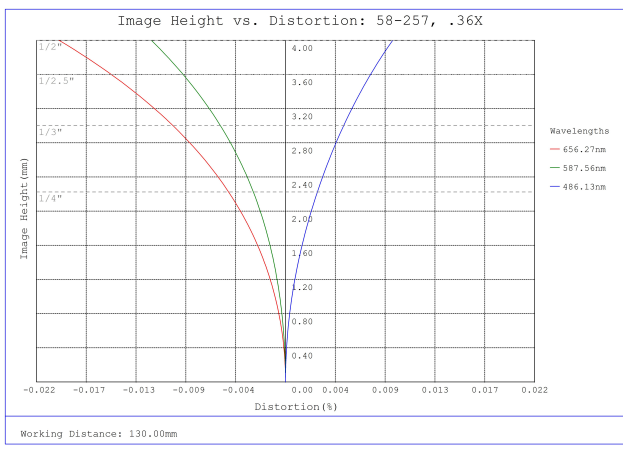
View	Certificate of Conformance:
----------------------	------------------------------------

Product Details

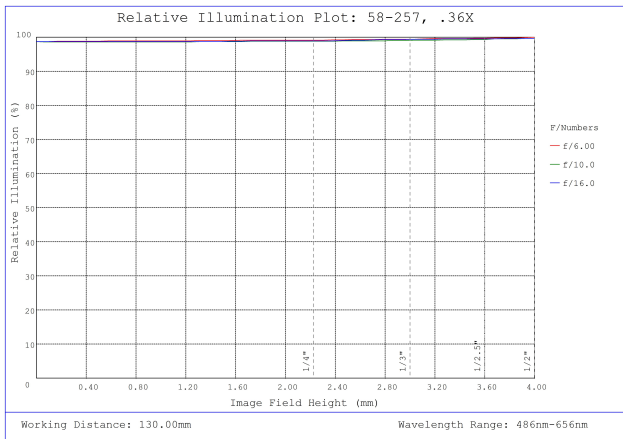
- High Resolution Telecentric Lens for Measurement and Gauging
- Up to 5 MegaPixels, 3.45µm Pixel Size Sensors
- Up to 2/3", C-Mount Telecentric Lens
- Magnification from 0.06X to 1X

TECHSPEC® GoldTL™ Telecentric Lenses were designed specifically for machine vision and metrology applications. The unique focusable design allows for working distance adjustment, while still providing <0.2° telecentricity. These lenses also feature high resolutions, low distortions, and are available for 1/2" or 2/3" sensors. TECHSPEC® GoldTL™ Telecentric Lenses have a front filter thread for easy integration of [color filters](#), [polarizers](#) or other mounted components. Both the iris and focusing adjustment positions can be fixed by set screws to remain secure in high vibration environments.

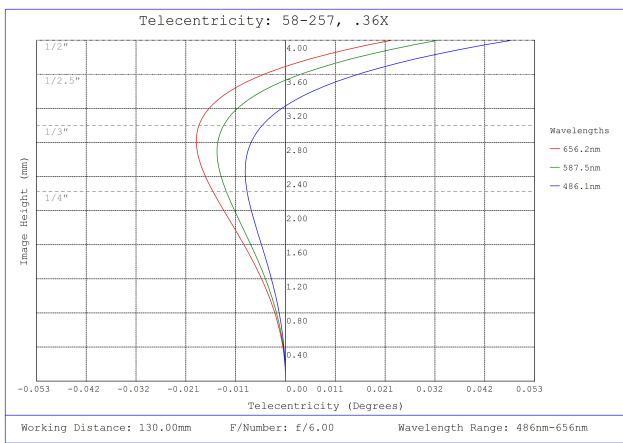
Technical Information



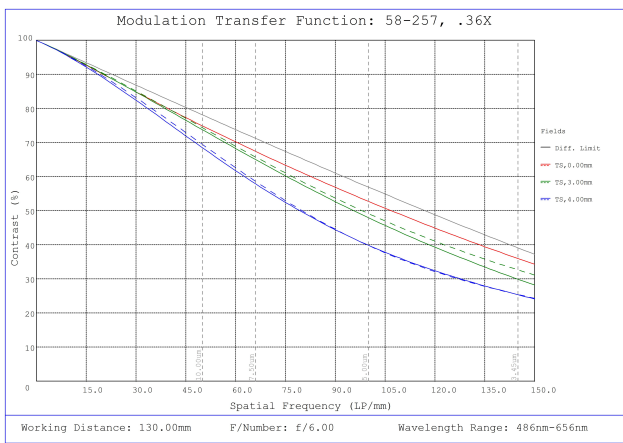
#58-257, 0.36X 1/2" GoldTL™ Telecentric Lens, Distortion Plot



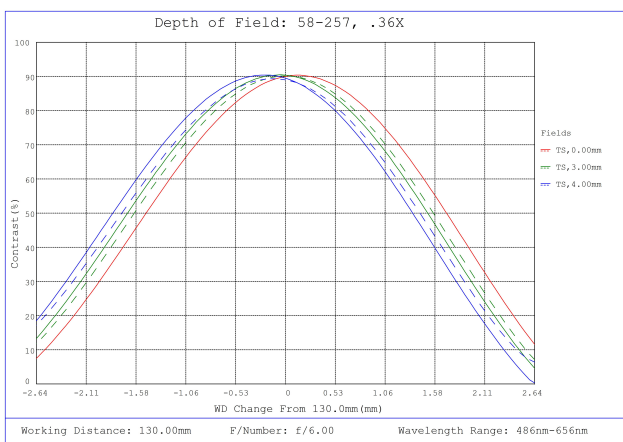
#58-257, 0.36X 1/2" GoldTL™ Telecentric Lens, Relative Illumination Plot



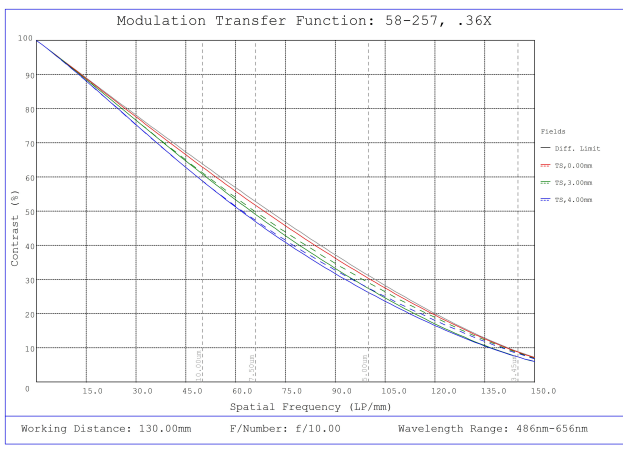
#58-257, 0.36X 1/2" GoldTL™ Telecentric Lens, Telecentricity Plot



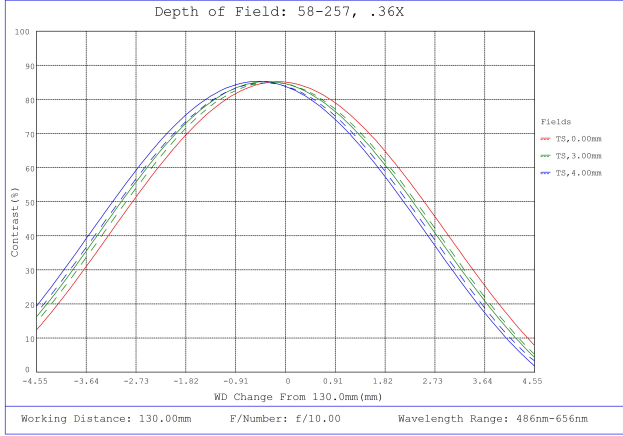
#58-257, 0.36X 1/2" GoldTL™ Telecentric Lens, Modulated Transfer Function (MTF) Plot, 130mm Working Distance, f6



#58-257, 0.36X 1/2" GoldTL™ Telecentric Lens, Depth of Field Plot, 130mm Working Distance, f6



#58-257, 0.36X 1/2" GoldTL™ Telecentric Lens, Modulated Transfer Function (MTF) Plot, 130mm Working Distance, f10



#58-257, 0.36X 1/2" GoldTL™ Telecentric Lens, Depth of Field Plot, 130mm Working Distance, f10

Stock No.	A	B	C	D	E	F	G
#56-024	88mm	16mm	34mm	94mm	120mm	101.6mm	50mm
#56-025	85mm	17.5mm	32.5mm	91mm	120mm	101.6mm	48.5mm
#56-026	103mm	—	39.5mm	107mm	103mm	90mm	55.5mm
#56-027	134mm	—	55mm	148mm	134mm	122mm	81mm

