

NOTES:

- SUBSTRATE:  
Fused Silica
- CENTERING TOLERANCE (AT 587.6nm): <1ARCMIN
- COATING (APPLY ACROSS COATING APERTURE)  
S1 & S2: UV-VIS

4. EDGES: FINE GROUND

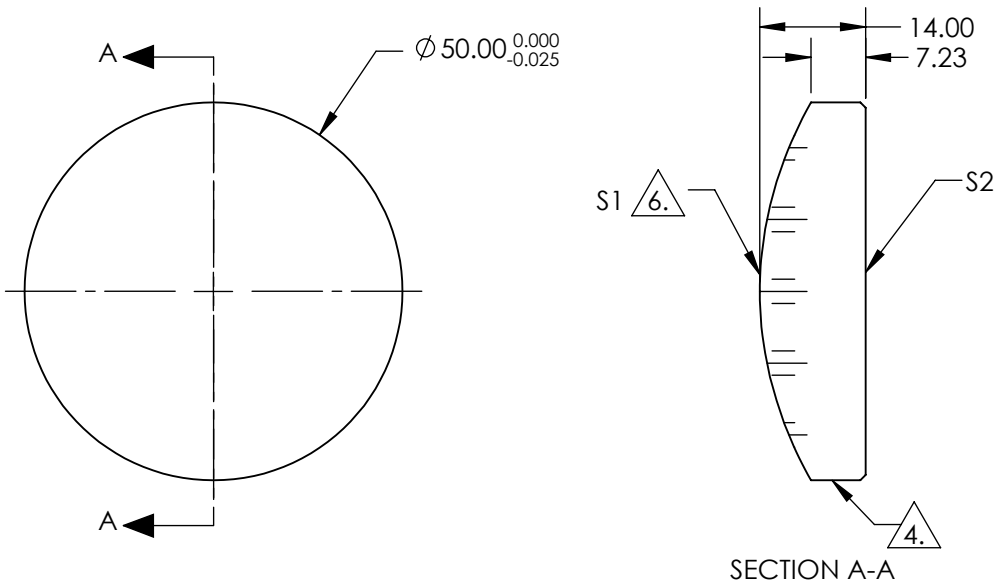
5. ASPHERIC FIGURE ERROR: 0.250 µm RMS

6. ASPHERIC SURFACE DESCRIBED BY (REF. COEFFICIENT TABLE):

$$Z_{ASPH}(Y) = \frac{(\frac{1}{RADIUS}) * Y^2}{1 + \sqrt{1 - (1+k) * (\frac{1}{RADIUS})^2 * Y^2}} + D * Y^2 + E * Y^4 + F * Y^6 + G * Y^8 + H * Y^{10} + J * Y^{12} + L * Y^{14}$$


**FOR INFORMATION ONLY:  
DO NOT MANUFACTURE  
PARTS TO THIS DRAWING**


SPECIFICATIONS SUBJECT TO CHANGE WITHOUT NOTICE  
DIMENSIONS ARE FOR REFERENCE ONLY



COEFFIECIENT TABLE 6.	
COEFFIECIENT	S1
SEMI-DIAMETER	2.500000E+01
(1/RADIUS)	2.100443E-02
k	-7.170000E-01
D	0.000000E+00
E	1.703275E-07
F	1.728683E-11
G	1.344328E-15
H	0.000000E+00
J	0.000000E+00
L	0.000000E+00

	S1	S2
SHAPE	CONVEX	CONVEX
SURFACE QUALITY	40-20	40-20
CLEAR APERTURE	Ø 45.00mm	Ø 45.00mm
BEVEL	PROTECTIVE AS NEEDED	PROTECTIVE AS NEEDED

EFL @ 355nm:100.00	
BFL @ 355nm: 91.50	
THIRD ANGLE PROJECTION 	
ALL DIMS IN	mm

 Edmund Optics®	
TITLE	50mm Dia 0.23 NA Uncoated, UV Fused Silica Aspheric Lens
DWG NO	17337
SHEET 1 OF 1	