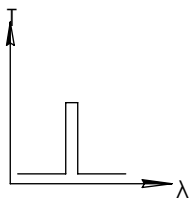
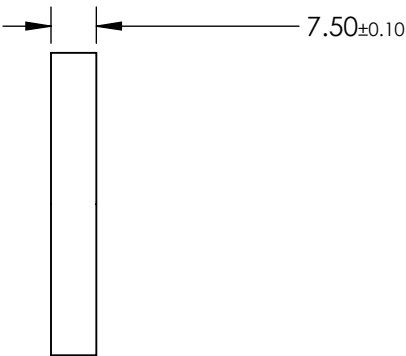
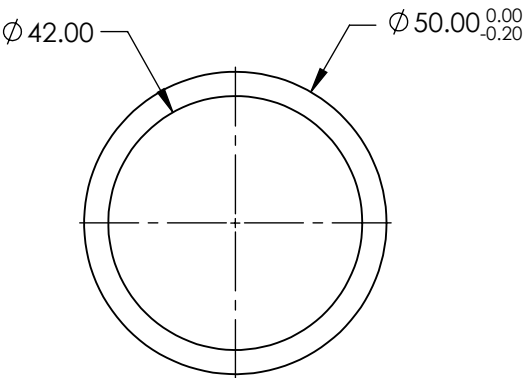
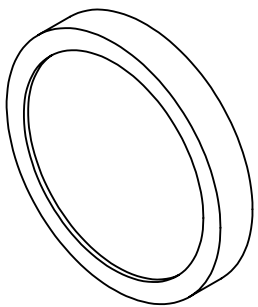


**FOR INFORMATION ONLY:
DO NOT MANUFACTURE
PARTS TO THIS DRAWING**



BANDPASS FILTER

	VALUE
OPTICAL DENSITY	≥3.0
CENTER WAVELENGTH (CWL)	880 ±15 nm
FULL WIDTH HALF MAX (FWHM)	50 ±15 nm
MINIMUM TRANSMISSION	≥55 %
BLOCKING	200 - 1200nm
SURFACE QUALITY	80-50
CONSTRUCTION	MOUNTED IN BLACK ANODIZED RING
COATING TYPE	TRADITIONAL COATED

SPECIFICATIONS SUBJECT TO CHANGE WITHOUT NOTICE
DIMENSIONS ARE FOR REFERENCE ONLY



THIRD ANGLE PROJECTION		TITLE	Ø50mm, 880nm x 50nm, MOUNTED BANDPASS FILTER	
ALL DIMS IN	mm	DWG NO	87195	SHEET 1 OF 1